PETZL®

THE COMPANY THAT I RUN IS IN A SMALL CORNER OF FRANCE IN THE HEART OF THE ALPS, SURROUNDED BY MAGNIFICENT CAVING SITES. SINCE ITS CREATION IN 1975, THE COMPANY HAS CONTINUED THE TRADITION OF IMPECCABLE CRAFTSMANSHIP BEGUN BY MY FATHER, FERNAND PETZL.

No longer with us today, he was the son of an immigrant who arrived in France at the beginning of the last century. At a very young age he fell in love with caving and became an unstoppable explorer -- soon recognized as a pioneer of the subterranean world.
All his life he sought to improve the life of the caver through simple yet astute solutions to the problems presented to him, as well as to the challenges that he discovered while caving himself.
Little by little, this family business became incomparable in the world of verticality (climbing, mountaineering and caving) and also in the world of illumination!
Perhaps this is because our inspired teams have continued relentlessly in response to their objectives of 'stepping outside the norm' in the evolution of product use and development.

That was then, this is now...

- The innovation of the headlamp has made its mark in the last 30 years among a whole generation of mountaineers and explorers.
- The progress in safety and comfort of harnesses today has fuelled the thought that a fall may also be considered a natural part of modern rock climbing.
- Rope jammers and descenders have opened up a third dimension in the world of verticality, and have influenced heavily those who work in safety and work at height.
- ZOOM, TIKKA, COEUR, CROLL, SHUNT, REVERSO, TIBLOC, NAVAHO, ECRIN, QUARK, SPIRIT: these have become everyday names in the parlance of their users.

Today, and looking to the future, our passion for climbing, mountaineering and caving continues more than ever before.
So, welcome to our collection...to you, the passionate and the curious.
It's about techniques, new ideas, equipment and especially about dreams.
We invent the products -- it's up to you to invent the rest!

PAUL PETZL

© Mario Colonel

CONTENT

006 HELMETS
014 HARNESSES
028 BELAY DEVICES - DESCENDERS
038 ROPE CLAMPS
046 PULLEYS
056 CARABINERS
066 ICE AXES
078 CRAMPONS
092 ANCHORS & ACCESSORIES
106 OVERSUITS / UNDERSUITS - PACKS
112 HEADLAMPS
131 CD ROM - WEB
134 TECHNICAL PAGES
188 SPARE PARTS
192 DISTRIBUTORS

© Serge Caillault

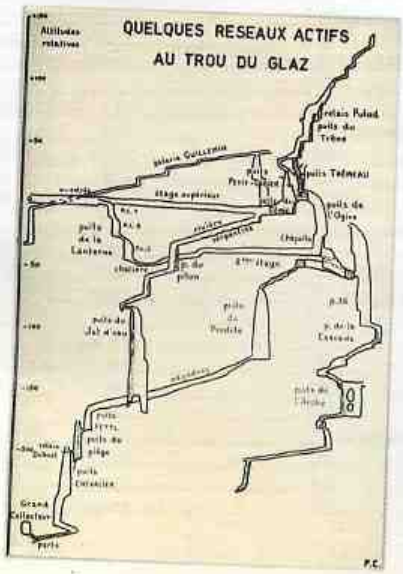

FERNAND PETZL,

PIONEER OF THE «DENT DE CROLLES»

TO BE PASSIONATE, TO EXPLORE. TO DARE TO LEAP INTO THE ABYSS, TO PUSH THE LIMITS, FERNAND PETZL DID IT ALL.

From the age of seventeen, Fernand spent much of his free time exploring the «Dent de Crolles» in the Chartreuse, just a stone's throw from Petzl's present-day company headquarters. From the exploration of the first 17 kilometres of passages in 1936 to the first complete underground traverse of the mountain in 1952 (taking 30 hours, from P40 to Guiers Mort), the "Dent de Crolles" opened up its secrets to him and the duo he formed with Pierre Chevalier. Equipment at the time was rudimentary and derived from Alpine techniques: abseils that seared the thighs and pitons for anchoring. Self-taught, Fernand Petzl was a model maker and mechanic forever serching for solutions. In his workshop he constantly searched for solutions to the problems posed by the vertical world. His method? He used to sum it up as: "1 % inspiration, 99 % perspiration!"...

For twelve years, the exploration of the Dent de Crolles, at the time was the longest cave network in the world (with 37 kms of explored passages), served as the full-scale test-bed for the inventions coming out of his workshop. His caving friends were the first to profit from them. Fernand continued to be the foremost user of his inventions when, in the 1950's, he led the exploration of the "Everest of the depths", the Gouffre Berger in the Vercors where the legendary figure of "minus 1,000m" was first passed.

The Petzl company was established in 1975. His workshop moved to its present site, where Fernand Petzl and his sons made the ascenders, descenders, shunts, pulleys and headlamps that have given such invaluable service to today's rock climbers, cavers and walkers the world over. In fact the introduction of devices and techniques for climbing ropes was a revolution. Goodbye ladders, hello ropes! In writing the history of the "Dent de Crolles", Fernand Petzl has also written a page in the story of mountaineering and the vertical world. Fernand has left us. But each time a cave is explored, a new route done, or a mountain climbed, then it is as if a little of his spirit of adventure accompanies us.

© Archives Petzl

INDEX

8003	C05	020
4X4	68357	074
ACCU		126
ACETO	E18	124
ADJAMA NEW-2004	C22	017
ALCANADRE	S64	109
Am'D BALL LOCK	M18	058
AM'D LOCK	M17	060
AM'D TRIACT	M21	058
AMPOULE BAT'INOX	P41	096
AMPOULE COLLINOX	P56	096
AMPOULES/BULBS		127
ANNEAU	C40	102
ANTISNOW		086
ARBAS	S31	108
ARIANE	E50	124
ARTUBY	S63	109
ASCENSION	B17	040
AT'TRAC NEW-2004	L37	049
ATTACHE LOCK	M20	061
AVENTEX	L36	049
AZTAR M	U10 M	070
AZTAR P	U10 P	070
BAGUE MICRO	E03710	126
BAGUE ZOOM	E04910	126
BASIC	B18	042
BAT'INOX	P57	096
BLUEICE	U92000	074
BOLTBAG	C11	099
BOUCHON	A01870	010
BURYSTRECH	K35	106
CALIDRIS	C57	019
CANYON	C86	024
CARITOOL NEW-2004	P42	094
CARNET TOPO	S90/S91	103
CASCADE	68367	074
CD ROM EPI	Z29 B	131
CEINTURE/BELT	Z10	130
CHALK ROUND	C50	102
CHEVILLE AUTOFOREUSE	P12	098
CLASSIQUE	C03	109
CLIMA	K25	106
CLIPPER	U80000	075
CLOWN	P20	098
CODALIX	S36	102
CŒUR	P34050/P38150	096
CŒUR GOUJON	P32/P33	096
COLLINOX	P55	096
CORAX	C51	018
COSMIQUE NEW-2004	U08	071
COSMIQUE LIGHT NEW-2004	U07	071
COUDEE	P04	098
CRAB 6	64160	086
CROCHLAMP L	E04405	126
CROCHLAMP S	E04350	126
CROLL	B16	040
DART	T22	080
DARTWIN NEW-2004	T21	080
DELTA	P11	098
DEMI-ROND	P18	098
DEXTAR NEW-2004v	K50	103
DUO LED 5	E69	122
DUO LED 8	E71	122
DUOBELT LED 5 NEW-2004	E73 P	123
DUOBELT LED 8 NEW-2004	E74 P	123
EASY	C82	019
ECRIN ROC	A01	010
ELIOS	A42	008
ELIOS VIZION NEW-2004	A42 V	009
ENDURO	C19	022
EPERONS DART-DARTWIN NEW-2004	T21850	086
EXPLORER	E70	124
EXPRESS	C40	063
FAKIR NEW-2004	V01	086
FIFI	68800	099
FIXE	P05	053
FIXO DUO	E63	124
FRACTIO	C16	022
FOOTAPE	C47	041
FOOTCORDE	C48	041
FREELOCK	U81000	075
FREINO NEW-2004	M42	059
GALAXY COMPACT	U70	073
GALAXY TREK	U71	073
GEMINI	P66	052
GO	P15	098
GOUTTE D'EAU	P06	101
GRADISTEP	C08	100
GRIGRI	D14	030
GUIDE	62750	071
HAND HOOK	64801	094
HIRUNDOS NEW-2004	C36	017
HOLZARTE	C87	024
HUIT	D02	034
HUIT ANTIBRULURE	D01	034
ICEFLUTE NEW-2004	V10	093
IRVIS NEW-2004	T03	084
JUMBE	63200	099
KIT FILTER SAXO	E35900	126
KIT VITRES/GLASSES TIKKA ZIPKA	E44850	117
LASER	P71	093
LASER SONIC NEW-2004	P70	093
LIVANOS	65504	097
LONG LIFE	P38	096
LOOPING	C25	100
M10	T23	081
MARTEAU POUR AXAR	68365	075
MARTEAU POUR QUARK	68368	075
METEOR	A40	010
MICRO	E03 NOI	121
MICROCENDER	B54	042
MINI	P59	052
MINI TRAXION	P07	050
MODULED 14 NEW-2004	E60970	124
MODULED 5	E60220	123
MODULED 8	E60900	123
MULTIHOOK	04950	094

MYO	E26 P/PN	118
MYO 3	E27 P/PN	118
MYO 5	E28 P/PN	118
MYOBELT 3	E29 P/PN	119
MYOBELT 5	E30 P	119
NEST	S61	023
NIAGARA	C83	024
NITRO	67XXX	094
OK	M70	061
OSCILLANTE	P02	053
OUISTITI	C68	020
OWALL	M41	062
P'TIT LOUP M	63310	070
P'TIT LOUP P	63300	070
PANDION	C29	018
PANNE POUR AXAR	68362	074
PANNE POUR QUARK	68369	074
PANTIN	B02	040
PAW	P63	101
PERFO SPE	P08	099
PERSONNEL	C14	108
PIRANA	D05	034
POCHE	E12	126
POCHE TIKKA	E43950	117
POCHE ZIPKA	E44950	117
PORTAGE	S32	108
PORTE CLE/KEY CHAIN	C40 05	130
PORTO	C33	108
POWER CRUNCH NEW-2004	P22 2	102
PRESTO	P10	098
PRO TRAXION	P51	050
PROTEC	C45	101
PROTEGE PIQUE ET PANNE	68402	075
PROTEGE POINTE PLATE	68395	075
PROTEGE POINTE RONDE	68401	075
QUAD	U91000	074
QUARK ERGO	U20	068
QUARK M	61830	068
QUARK P	61820	068
QUATRO	U93000	074
QUICKFIX	C09100	100
QUICKSTEP	C09	100
RACK	D11	035
RANDO	68503	075
REGLABLE	68504	075
REGLETTE	P06 S	101
RESCUE	P50	053
REVERSINO NEW-2004	D16	030
REVERSO	D15	030
ROCHER MIXTE	65106	097
ROCPEC	P26	099
ROCPEC ADP	P26250	099
SAMA NEW-2004	C21	016
SARKEN NEW-2004	T10	082
SAXO	E35 NOI	121
SAXO AQUA	E39	123
SCORPIO	L60	033
SCORPIO VERTIGO	L60 CK	033
SERPENTINE	C30	023
SHUNT	B03	042
SIMBA NEW-2004	C65	020
SIMPLE	D04	035
SIMPLEX	S=E	109
SNOWALKER	U01	072
SNOWRACER	U02	072
SNOWSCOPIC NEW-2004	U03	072
SNOWTUBE	68810	093
SPATHA	S92	103
SPEEDY	P14	098
SPELIOS NEW-2004	E75	124
SPIKY PLUS	79510	086
SPIRIT	M10/M15	062
SPIRIT EXPRESS	M30	063
SPLELEGYCA	C44	101
ST'ANNEAU	C41	102
STOP	D09	035
STRING L	M90000 L	063
STYX	K20	107
SUD	K40	107
SUPERAPIDO	C17	022
SUPERAVANTI	C12	023
SWIVEL	P58	101
SWIVEL L NEW-2004	P58L	101
T-SHIRT	Z39	130
TACTIKKA NEW-2004	E46 P/PC	116
TACTIKKA PLUS NEW-2004	E49 P/PC	114
TAMTAM	P16	099
TANDEM	P21	048
TANDEM CABLE	P21 CAB	048
TETRAX	C43	018
THERMIX NEW-2004	K51	103
TIBLOC	B01	042
TIKKA	E43 P	116
TIKKA PLUS NEW-2004	E47 P	114
TORSE	C26	023
TRAC NEW-2004	P24	048
TRANSPORT	C02	108
TURBINE	76050	094
U	65312	097
ULTRALEGERE	P00	053
UNIVERSEL	65406	097
UPGRADE	U90000	074
V CONIQUE	66007	097
VASAK NEW-2004	T05	083
VERTIGO	M40	033
VITRE/ GLASSES TIKKA ZIPKA	E44870	117
VIZION	A44	009
VOLTIGE	C60	019
VRILLEE	P13	098
WALLSTEP	C01	100
WILLIAM BALL LOCK	M26	059
WILLIAM LOCK	M24	060
WILLIAM TRIACT	M23	059
ZIPKA	E44 P	116
ZIPKA PLUS NEW-2004	E48 P	114
ZOOM HALOGENE	E22 NOI	121
ZYPER VERTIGO	L56 CK	032
ZYPER-Y	L56	032

HELMETS

THE HEAD IS PRECIOUS AND FRAGILE, AND NEEDS PROTECTION. PARTICULARLY IN OUTDOOR ACTIVITIES WHERE THE RISK OF IMPACT CANNOT BE COMPLETELY ELIMINATED

Petzl has a helmet for every activity, each one providing optimal comfort and light weight. This makes it easier to wear a helmet, because once you have it on, you'll forget you're wearing it. The Meteor helmet consists of a thin shell molded with an expanded polystyrene liner. It's a very light and compact helmet, and sits very close to the head. It absorbs blows through plastic deformation, which means it retains the marks of blows and impacts.
The ECRIN helmet, on the other hand, has a shell made from injection-molded polycarbonate suspended above the head. This design makes the ECRIN very well ventilated, and able to take a lot of punishment: cramming in a pack, repeated blows without marking... because it absorbs impacts by elastic deformation.
The ELIOS helmet, with its expanded polypropylene liner covered by a polycarbonate shell, offers an excellent balance of light weight, ease of use, and durability.
Finally, the ELIOS VIZION is perfectly suited for ice-climbing.

HELMETS

ELIOS A42 p. 008
ELIOS VIZION A42 V p. 009
VIZION A44

METEOR A40 p. 010

ECRIN ROC A01
BOUCHON A01870

TECHNICAL PAGES p. 134

1.

3-position face shield
adapts to any situation

2.

Single-point
size adjustment

3.
Face shield treated
with anti-fog inside,
anti-abrasion outside

PETZL

HELMETS

• ELIOS A42

CE / UIAA - 315-345 g

Lightweight and robust helmet

• Extremely versatile helmet. You can forget it's there when sport climbing, and it will withstand the demands of the high mountains.
• Comfortable to wear: light (less than 350 g) and ventilated (numerous ventilation holes).
• Robust:
- internal shell in expanded polypropylene foam (for impact absorption),
- shell in injection molded polycarbonate (to resist scratching and impacts).
• Simple and effective adjustment:
- 1 single adjustment point for the headband (at the nape of the neck),
- chin strap position can slide forward or backward,
- 2 sizes to optimize the fit of the helmet on the head.
• Allows the use of a head lamp:
- 2 hooks at the front and rear to position the horizontal elasticized straps,
- a groove in the top of the helmet to position the upper elasticized strap.

Available in two sizes:
Size1: 48-56 cm - A42 1
Size 2: 53-61 cm - A42 2
Available in white, blue and orange.

PETZL charlet

• ELIOS VIZION

A42 V

CE / UIAA - 375-405 g

NEW 2004

Helmet with visor

Helmet with visor for icefall climbing.

- Protective: visor for protection against shards of ice and spindrift.
- Robust:
  - visor has an abrasion-resistant finish on the exterior,
  - internal shell in expanded polypropylene foam (for impact absorption),
  - shell in injection molded polycarbonate (to resist scratching and impacts).
- Comfortable to wear:
  - visor has an anti-fog treated surface on the interior,
  - 3 visor positions (lowered, sunshade or raised),
  - well-ventilated thanks to numerous ventilation holes.
- Simple and effective adjustment:
  - 1 single adjustment point for the headband (at the nape of the neck),
  - chin strap position can slide forward or backward.
- Minimum encumbrance from the visor thanks to the folded-back position when not in use.

Color: Orange
Available in two sizes:

Size 1:	**48-56 cm**	**A42 1 4V**
Size 2:	**53-61 cm**	**A42 2 4V**

PETZL charlet

• VIZION

A44

60 g

Face shield for ELIOS helmet

PETZL

HELMETS

• METEOR A40

CE / UIAA - 240-260 g

Ultra-lightweight helmet
Very light and well-ventilated, it is designed for sport climbing, and equally well appreciated for ski-mountaineering.

- Comfortable to wear:
- ultra-lightweight,
- excellent ventilation.
- Simple to adjust:
- 2 turn-buttons on the sides and one at the rear to adjust the fit of the helmet on the head,
- Chin strap position can slide forward or backward.

Color : decorated
Available in two sizes:
Size 1: 50-58 cm - A40 1 DE
Size 2: 55-63 cm - A40 2 DE

• ECRIN ROC A01

CE / UIAA - 445 g

Robust helmet
Solid and totally adjustable, the ECRIN ROC is a multipurpose helmet. A standard by which others are measured.

- Robust: polycarbonate shell for optimal energy absorption.
- Comfortable:
- abundant ventilation (14 holes in total),
- supplied with 2 foam headbands (one thin and one thick),
- adjustment of the fit on the head by using the 2 lateral adjustment wheels.
- Numerous possibilities for adjustment thanks to the lateral adjustment wheels:
- one wheel adjusts the headband,
- one wheel adjusts the position of the strap at the nape of the neck,
- chin strap position can slide forward or backward.
- Ready to accept a head lamp : 2 hooks at the front and rear to position the elasticized straps of the lamp.

Available in white or red (A01 W or A01 R).
Universal size: 53-63 cm.

• BOUCHON A01870

Plugs for blocking ventilation of ECRIN ROC helmet

12 g

"Saucisse de Strasbourg", 7a+, Pic d'Espade, Pyrénées, France. Matthieu Lombard.
© Nicolas Joly

PETZL



© Mario Colonel

THE ECRINS MASSIF, FRANCE

LA MEIJE

THE PROMONTOIRE ARETE AND CROSSING THE ARETES

"La Meije" is one of those peaks that dominate all the others, even the few really higher ones in the Alps. It makes you dream even if you haven't climbed it. As back in the time of pioneers Gaspard and the young Boileau, "la Meije" is still a magnet, a lover whose beauty you can't wait to discover (again).

Clean sculpted orange granite. A glacier lost in the sky. Climbs that bear celebrated, poetic names (the "Cheval Rouge" or Red Horse). Serrated aretes that look as if they are ready to topple over into the abyss. On which tight rope walkers re-invent weightlessness. Altitude, which tires you yet makes you drunk. The feeling of freedom, freedom to play with the elements, up in the sky rather than on earth.

Mountaineering is simply the art of elegantly brushing against the clouds.

Crossing "La Meije" was achieved more than a century ago and is the prime example of traverse routes.

KEY INFORMATION

Departure:
The Promontoire refuge, 3,082 m
Difficulty:
The Promontoire arete is classed AD, but the whole climb including crossing the aretes is worth a D.
Height:
nearly 900 metres for the Promontoire arete, and around 200m for the arete crossing.
Time of year: July to September
Time: two days

First climbed by:
E. Boileau de Castelnau with Gaspard father and son for the Promontoire arete in 1877.
J.-H. Gibson with U. Almer and F. Boss for the first arete crossing (from West to East) in 1891.
Equipment:
take crampons and ice axe,
a small set of nuts and an abseil rope.
Map: IGN Top 25 no. 3436 ET, 1/25,000

GET THE FULL STORY FROM:
"Guide du Haut-Dauphiné, Massif des Ecrins" (Guide of the High Dauphiné, the Ecrins Massif), volume 1, by François Labande, published by Envol, 1995 (in French).

HARNESSES

WHAT DO YOU NEED IN A HARNESS?

The answer is clear: comfort, freedom of movement, light weight, and superior abrasion resistance. In addition to having these essential qualities, Petzl harnesses are also easy to put on and adjust.
Petzl climbing harnesses are equipped with the Delta System legloops and DoubleBack buckles. The Delta shape of the leg loops yields a perfect fit (lower circular edge of the leg loop) and an even distribution of pressure on the lower torso (upper oval edge). Thanks to the DoubleBack buckles, adjustments are easily made with a single pull.
The weave of the webbing used in the caving and canyoning harnesses is designed specifically to resist abrasion due to constant rubbing against the rock.
The new generation of SAMA and ADJAMA non-adjustable harnesses, designed with the latest technology, give:
- a better fit to the user's body shape: for each size, the waist-belt and leg loop sizes are different,
- an optimum harness to body adjustment thanks to two legloop types: the Stretch Delta System or the DoubleBack buckle.
- improved suppleness, light-weight, breathability and a reduced volume of the harness,
- perfectly adapted functional gear loops (great capacity, easy access to gear).

Climbing, Canyoning, Caving?
Choose your passion. Petzl has you covered.

NON-ADJUSTABLE CLIMBING HARNESSES

SAMA C21 p. 016
ADJAMA C22 p. 017
HIRUNDOS C36

ADJUSTABLE CLIMBING HARNESSES

PANDION C29 p. 018
TETRAX C43
CORAX C51
CALIDRIS C57 p. 019
VOLTIGE C60
EASY C82

SIMBA C65 p. 020
OUISTITI C68
8003 C05

CAVING HARNESSES

ENDURO C19 p. 022
FRACTIO C16
SUPERAPIDO C17

SUPERAVANTI C12 p. 023
TORSE C26
SERPENTINE C30
NEST S61

CANYONING HARNESSES

CANYON C86 p. 024
NIAGARA C83
HOLZARTE C87

SELECTION CHART p. 025

TECHNICAL PAGES p. 134

1. Stretch Delta System optimizes leg loop fit

2. DoubleBack buckles for quick, secure adjustment

3. Rigid front gear loops for easy clipping of critical gear

NON-ADJUSTABLE CLIMBING HARNESSES

Comfort, light weight, simplicity, and ergonomic design allowing unobstructed freedom of movement are the essential qualities of a non-adjustable harness.

• SAMA

C21

CE / UIAA - 330 g | **NEW** 2004

Versatile climbing harness

A comfortable non-adjustable harness, suitable for all mountain and rock climbing use.

- Lightweight
- Comfortable:

- the dimensions of the support points vary between different sized harnesses and adapt to the size of the climber,
- a breathable foam waist-belt,
- thick foam leg loops for comfort and support.
- Stretch Delta System does not restrict movement.

- Versatile: Stretch Delta System allows for different clothing to be used.
- Practical:

- 2 rigid and inclined gear loops provide easy access to runners,
- 2 soft, flexible rear gear loops avoid pressure points created when using a back-pack,
- 3 loops for adding CARITOOL tool-carriers (P42),
- detachable leg loop elastic.

- Compact storage in a pack: a flexible harness with optimum design greatly reduces its volume.
- DoubleBack buckle on the waist belt provides rapid, secure closure.

Sizes : XS, S, M, L, XL

• ADJAMA

C22

CE / UIAA - 370 g | **NEW** 2004

A versatile harness with leg loop adjustment

A comfortable, versatile, leg-loop adjustable harness, suitable for all mountain and rock climbing use.

- Leg loop adjustment gives versatility for different body sizes and for layering of clothing.
- Lightweight.
- Comfortable:
  - the dimensions of the support points vary between different sized harnesses and adapt to the size of the climber,
  - a breathable foam waist-belt,
  - dense foam leg loops for comfort and support.
- Practical:
  - 2 rigid and inclined gear loops provide easy access to runners,
  - 2 soft, flexible rear gear loops avoid pressure points created when using a back-pack,
  - 3 loops for adding CARITOOL tool-carriers (P42),
  - detachable leg loop elastic.
- Compact storage in a pack: a flexible harness with optimum design greatly reduces its volume.
- DoubleBack buckles on the waist belt and leg loops provide rapid, secure closure.

Sizes : XS, S, M, L

• HIRUNDOS

C36

CE / UIAA - 314 g | **NEW** 2004

Ultra lightweight harness with flexible waist-belt

A comfortable harness particularly designed for high level sport climbing.

- Freedom of movement: the waist-belt and the Delta system allow total freedom for intricate movement.
- Lightweight: a mini DoubleBack buckle for waist-belt adjustment,
- Improved Delta System.
- Comfortable:
  - flexible waist-belt in breathable material,
  - reinforced sleeve on the edge of the leg loops giving maximum support.
- Easy access to equipment: 2 rigid loops inclined to position equipment to the front of the harness.
- The XS size is suitable for most children over 10 years.

Sizes: XS, S, M, L

ADJUSTABLE CLIMBING HARNESSES

Petzl's adjustable harness are especially suited to mountaineering or any technical activity where conditions change rapidly and significantly. Not only can you easily adjust the harness to accommodate more or less clothing, but you can change clothing without untying and put on the harness without taking off skis or crampons. Adjustable harnesses once had a reputation for being heavy and uncomfortable. Not these.
The new ergonomic designs are so comfortable and lightweight that Petzl's adjustable harnesses are becoming attractive to an increasing variety of users.

• PANDION C29

CE / UIAA - 290 g

Adjustable harness for groups
A lightweight and adjustable harness adapted for groups. Its compactness and light weight make it ideal for snow and glacier travel, ski alpinism and adventure racing.
Useful for groups: the tie-in reinforcement webbing is color-coded according to harness size.
- Compact and lightweight (290 g).
- Movement of the rope made easy by the unique tie-in point above the waist-belt.
- Quick adjustment due to DoubleBack buckles on the waist-belt and leg loops.
- A flexible equipment loop on the waist-belt.

Sizes 1, 2

• TETRAX C43

CE / UIAA - 425 g

Lightweight adjustable harness with flexible waist-belt
Lightweight and comfortable harness for alpine adventure at all levels (alpinism, skiing, high altitude climbing).
- Lightweight and comfortable: 425 g, with a flexible waist-belt.
- Movement of the rope made easy by the unique tie-in point above the waist-belt.
- Precise adjustment:
- DoubleBack buckles on the waist-belt and leg loops,
- two waist-belt buckles to center the tie-in point.
- Easy access to equipment: 2 rigid loops inclined to position equipment to the front of the harness.
- Useful for groups: the tie-in reinforcement webbing is color-coded according to harness size.

Sizes: 0 (children and small sizes), 1, 2.

• CORAX C51

CE / UIAA - 510 g

Adjustable harness with flexible waist-belt
A comfortable harness. Adjustable, therefore extremely versatile.
- Comfort and freedom: flexible waist-belt optimising the relationship between comfort and freedom of movement.
- Versatile: its lightweight (510 g), its comfort and adjustable leg loops make it efficient on all types of terrain.
- Precise adjustment:
- DoubleBack buckles on the waist-belt and mini DoubleBack buckles on the leg loops,
- two waist-belt buckles to center the tie-in point.
- Easy access to equipment: 4 rigid loops inclined to position equipment to the front of the harness.

Sizes: 1, 2
Color: sky blue

CALIDRIS C57

CE / UIAA - 540 g

Adjustable harness with double waist-belt
A very comfortable harness for long mountain adventures, but also very versatile due to its adjustability.
• Very comfortable:
- TwinAir waistbelt is very supportive and well-ventilated,
- spreader for a good support,
- Padded Delta System leg loops protect the legs from direct contact with the leg loop adjustment buckles,
- breathable material.
• Precise adjustment:
- DoubleBack buckles on the waist-belt and mini DoubleBack buckles on the leg loops,
- two waist-belt buckles to center the tie-in point.
• Easy access to equipment: 4 rigid loops inclined to position equipment to the front of the harness.

Sizes: 1, 2

• VOLTIGE C60

CE / UIAA - 220 g

Adjustable chest harness
An adjustable chest harness to complement a sit harness.
• Practical adjustment:
- a DoubleBack buckle on each shoulder,
- a cross over on the back allows for positioning of the webbing straps.
• Adaptable height for tie-in point: a reversible harness where the buckles can be positioned under the arms or on the shoulders.

Color: black

• EASY C82

CE / UIAA - 200 g

Lightweight chest harness
A non adjustable chest harness to complement a sit harness.
• Non adjustable.

Sizes: XS, S, M, L, XL
Color: black

ADJUSTABLE CLIMBING HARNESSES

• SIMBA C65

CE / UIAA - 390 g **NEW 2004**

Full body adjustable harness for children
Full body harness, adjustable for children from 5 to 10 years and less than 40 kg in weight.
• Totally adjustable: Shoulder straps and leg loops.
• Easy to put on:
- Bi-coloured webbing, black on the inside, coloured on the outside,
- double tie-in point,
- DoubleBack adjustment buckles.

• OUISTITI C68

CE / UIAA - 352 g

Full body harness for children
Harness for children from 4 to 9 years old and weighing less than 30 kg.
• Safety: the adjustment buckles are located on the back of the harness and cannot be reached by the wearer.
• Twin colored webbing makes it easy to put on: black on inner face of webbing, color on outer face.
• Easy to wear:
- double tie-in point,
- DoubleBack adjustment buckles.

• 8003 C05

CE / UIAA - 655 - 700 g

Full body harness
A full body harness for traditional mountaineering.
• Comfortable due to wide and flexible webbing.
• Practical adjustment:
- shoulder height adjustment and leg loop widths,
- elastic chest and back webbing for harness adjustment,
- elastic chest clip to remove the harness.
• double chest tie-in point.

Sizes: 1, 2
Color: black

"Arête Küfner", Mont Maudit, Mont-Blanc, France. François Damilano.
© François Damilano

Petzl

CAVING HARNESSES

Petzl's caving harnesses have a very low tie-in point in order to maximize the distance between the ventral and hand-held ascenders. This configuration increases efficiency during long rope ascents. The special webbing is particularly resistant to abrasion and suitable for use in muddy, damp environments. To keep the buckles operating smoothly, wash the harness after each use.

• ENDURO C19

CE / UIAA - 440 g

Lightweight caving harness with double waist-belt

- Comfortable harness, ideal for groups.
- Totally adjustable:
  - double back buckles on the waist-belt and leg loops, adjustable to all sizes,
  - leg loop buckles positioned on the outside for easy adjustment.
- Comfortable:
  - double waist-belt with a supporting strap for the hips and another for the belt.

Robust:
- abrasion resistant polyester webbing,
- abrasion protection on the buckles.
- Two equipment loops.

One Size: XS-XL

• FRACTIO C16

CE / UIAA - 486 - 551 g

Caving harness with double waist-belt

A comfortable harness for rope ascents.
- Comfortable:
  - totally adjustable,
  - double waist-belt with a supporting strap for the hips and another for the belt.
- Efficient:
  - double metal attachment point,
  - buckles twisted to lie flat against the pelvis,
  - leg loop buckles positioned on the inside of the leg to avoid catching in narrow passages.
  - thinner to limit the attachment points.
- Robust:
  - abrasion resistant polyester webbing,
  - PVC protected leg loops,
  - abrasion protection on the buckles.
- Two equipment loops.

Sizes: 1, 2

• SUPERAPIDO C17

CE / UIAA - 370 g

Lightweight caving harness

A lightweight harness, ideal for groups.
- Totally adjustable:
  - double back buckles on the waist-belt and leg loops, adjustable to all sizes,
  - leg loop buckles positioned on the outside for easy adjustment.
- Robust:
  - abrasion resistant polyester webbing,
  - abrasion protection on the buckles.
- Two equipment loops.

One Size XS-XL

• SUPERAVANTI C12

CE / UIAA - 435 - 470 g

Caving harness
Harness for experts:
- simple, lightweight and robust.
• Efficient:
- double attachment point,
- leg loop buckles positioned on the inside of the leg to avoid catching in narrow passages,
- thinner to limit the attachment points.
• Robust:
- abrasion resistant polyester webbing,
- PVC protected leg loops,
- abrasion protection on the adjustable buckles,
• attachment points reinforced with tubular webbing
• Two equipment loops.

• TORSE C26

100 g

Lightweight and adjustable webbing strap for positioning a CROLL chest ascender
• Enables correct positioning of the CROLL.
• The Torse adjusts rapidly using the mini DoubleBack buckle.

• SERPENTINE C30

130 g

Long, versatile webbing strap for positioning a CROLL chest ascender
• Enables correct positioning of the CROLL.
• Equipped with a DoubleBack buckle, this can be positioned in various ways according to your needs.



• NEST S61

11,5 kg

Stretcher for cave rescue
The NEST stretcher allows intervention with maximum efficiency in the most inaccessible places: caves, confined spaces, rough terrain, industrial sites...
• This stretcher has been developed in partnership with the French cave rescue organization.

190 x 50 x 5 cm



CANYONING HARNESSES

Canyoning harnesses have a high tie-in point to facilitate balance when rappelling. The fabrics and materials have been carefully chosen for use in aquatic environments.

• NIAGARA C83

CE / UIAA - 458 - 468 g

A versatile canyonning and climbing harness

A lightweight canyoning harness.
Versatile and can also be used for climbing.

- Abrasion resistant:
- a waterproof and hard wearing fabric,
- reinforced webbing tie-in point,
- a cord equipment loop.
- Practical:
- movement of the rope made easy by the unique tie-in point,
- wide and flexible webbing for comfort.
- Quick adjusting:
- DoubleBack buckles on the waist-belt and leg loops,
- 2 elastic backside supports to position the leg loops.

Available in 2 sizes

• CANYON C86

CE / UIAA - 676 - 708 g

Canyonning Harness

A comfortable and abrasion resistant canyoning harness.

- Protection: an removable PVC seat to protect the wetsuit.

Abrasion resistant:

- waterproof and hard wearing fabric
- steel tie-in point,
- protected leg loop adjustment buckles,
- reinforced equipment loops.
- Practical:
- DoubleBack buckle for quick adjustment of the waist-belt,
- movement of the rope made easy by the unique tie-in point which is raised for comfort during abseiling,
- covered leg loop adjustment buckles (avoiding accidental catching).

PROTECTION interchangeable protective seat (C86100).
Available in 2 sizes

• HOLZARTE C87

220 g

Adjustable protective seat

To wear over any type of harness or directly over a wetsuit.

- Ultra resistant: made from PVC.
- Adjustable waist-belt and leg loops.
- Easy to put on and remove: clip on/off waist-belt.

HARNESS SELECTION CHART

Climbing / Escalade	Weight		Sizes	A	B	Gear loops			
HIRUNDOS XS-S-M-L C36	314 g *10,68 oz*		XS / S / M / L	60→71 / 67→78 / 74→87 / 81→96	47 / 52 / 57 / 62	3	✔✔	✔	
SAMA XS-S-M-L-XL C21	330 g *11,22 oz*	 C36 C21 C22	XS / S / M / L / XL	60→71 / 67→78 / 74→87 / 81→96 / 88→101	43→47 / 48→52 / 53→57 / 58→62 / 63→67	4	✔✔	✔✔	✔
ADJAMA XS-S-M-L C22	370 g *12,6 oz*		XS / S / M / L	60→71 / 67→78 / 74→87 / 81→96	46→52 / 49→57 / 52→62 / 57→67	4	✔✔	✔✔	✔
CALIDRIS 1-2 C57	540 g *18,3 oz*	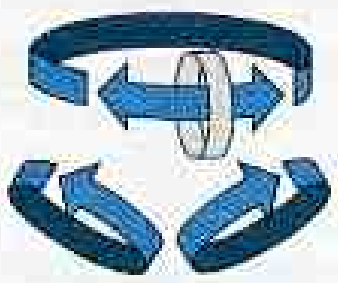	1 / 2	60→88 / 75→101	44→47 / 50→67	4	✔✔	✔✔	✔
CORAX 1-2 C51	510 g *17,2 oz*		1 / 2	60→88 / 75→101	44→47 / 50→67	4	✔✔	✔✔	✔
TETRAX 0-1-2 C43	425 g *14,4 oz*	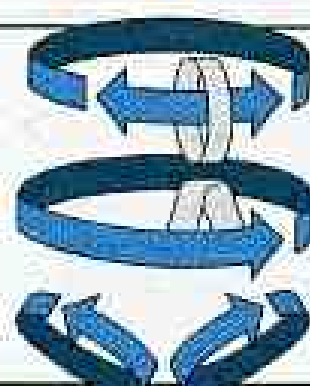 C43 C29	0 / 1 / 2	55→79 / 71→94 / 88→125	42→52 / 47→62 / 57→67	2	✔	✔	✔✔
PANDION 1-2 C29	290 g *9,8 oz*		1 / 2	60→88 / 75→101	0→57 / 0→67	1			✔✔
8003 1-2 C05	655 g *22,1 oz*	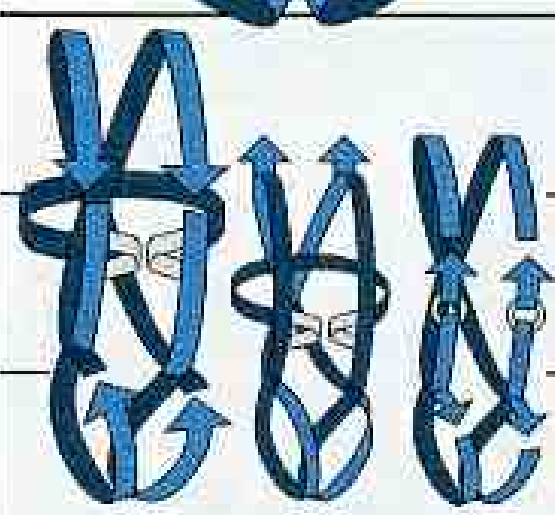 C05 C68 C65	1 / 2	60→95 / 42→62	75→105 / 52→77	2	**Full body harness** Harnais complet		
OUISTITI C68	352 g *11,9 oz*			40→60	0→51	0	**Children full body harness** harnais complet enfant		
SIMBA C65	390 g *13,3 oz*			35→60	0→51	0	**Children full body harness** harnais complet enfant		
Canyon / Caving Canyon / Spéléo									
CANYON 1-2 C86	675 g *22,8 oz*		1 / 2	50→95 / 75→125	42→62 / 52→77	2	✔✔		✔✔
NIAGARA 1-2 C83	458 g *15,5 oz*		1 / 2	50→95 / 75→125	42→62 / 52→77	1	✔✔		✔
SUPERAVANTI 1-2 C12	435 g *14,7 oz*		1 / 2	60→88 / 75→103	43→60 / 50→72	2	✔	✔✔	✔✔
FRACTIO 1-2 C16	486 g *16,4 oz*		1 / 2	60→88 / 75→103	43→60 / 50→72	2	✔✔	✔✔	✔✔
SUPERAPIDO C17	370 g *12,5 oz*			50→95	42→65	2	✔	✔✔	✔
ENDURO C19	440 g *14,9 oz*			50→95	42→65	2	✔✔	✔✔	✔



LOT, FRANCE

SAINT-GÉRY

Looking for something new, far from the madding crowd? Check out the Lot. Saint-Géry, in the northern Pyrenees, hidden deep in the limestone Causses region, is such a classically beautiful cliff that you can't help but wonder why it took until 1998 before the first routes started to appear.

Perhaps because no one knows where Lot is... and yet, Saint-Géry, just like other cliffs in the Lot region, offers many hidden treasures; long routes that spring back into mind during an "on-sight" climb, where you have to clip a belay, utterly pumped after 40 metres climbing... Do it like the local guys: explore the regions far from the fashionable areas, bolt routes of such natural beauty it takes your breath away, in short, open your eyes. But, in between two days of rock climbing, don't forget to drop in on Saint-Géry itself, and taste the local cuisine ("confit" and "foie gras" made from duck) and some more Cahors wines.



GET THE FULL STORY FROM:

Topo « L'escalade dans le Lot », published by the local committee of the French rock climbing and mountaineering federation FFME 46, 1999. Distributed by SOeScalade.

KEY INFORMATION

Departure: village of Saint-Géry.
Difficulty: 110 routes of 5 to 8c, and even more... The Big Wall sector is reserved for top flight climbers.
Height: 20 to 55 metres.
Time of year: spring, autumn and winter.
Equipment: immaculate, but you must climb between the points... Have a 70 metre rope ready for some of the routes.
Bolt developers of St-Géry : Laurent Peyral, Emmanuel Salles, Matthieu Lombard, J-P. Vigouroux, and others!
Map: IGN Top 100 no. 57 Cahors/Montauban, 1/100,000.





© Sam Ble

BELAY DEVICES - DESCENDERS

BELAY DEVICES AND DESCENDERS ARE ESSENTIALLY FRICTION BRAKES. THEY ARE INDISPENSABLE FOR CONTROLLING THE RUNNING OF THE ROPE, WHETHER ONE IS DESCENDING, STOPPING A FALL, OR PROTECTING A MOVE

Petzl has developed devices which may be used on single ropes (one strand for rappelling or belaying), as well as on double ropes (two strands for rappelling or belaying). With its innovative auto-locking cam, the GRIGRI has naturally become an essential belay tool for sport and gym climbers. It can help prevent accidents due to loss of control of a single rope.
For users of double rope, the REVERSO offers multiple functions in a single tool: belaying the leader, the second, belaying two seconds independently with autolock, and rappelling...
Finally, the REVERSINO draws on the qualities of the REVERSO for use with thin twin ropes or a double rope.
Each Petzl friction brake was created with its own purpose.
Each one has been designed with safety and ease of use in mind.

BELAY DEVICES DESCENDERS

REVERSO D15 p. 030
REVERSINO D16
GRIGRI D14

VIA FERRATA BELAY DEVICES

ZYPER-Y L56 p. 032
ZYPER VERTIGO L56 CK
SCORPIO L60 p. 033
SCORPIO VERTIGO L60 CK
VERTIGO M40

DESCENDERS

HUIT D02 p. 034
HUIT ANTIBRULURE D01
PIRANA D05
STOP D09 p. 035
SIMPLE D04
RACK D11

TECHNICAL PAGES p. 134

1.

Small slots for excellent friction on thin ropes

2.

Thick, rope-friendly control edge

3.

Rapid attachment point for belaying 1 or 2 second(s) in auto-braking mode

PETZL

BELAY DEVICES

• REVERSO D15

81 g

Belay device and descender
Belay device for the leader or the second, descender. For use with ropes from 8 mm to 11 mm used single or double.
• Multipurpose device: belaying the leader, one or more seconds, or as a descender.
• Attachment point for direct attachment to belay (auto-braking belaying of one or more seconds).
• Separation of ropes for easier clipping of alternate running belays and avoiding crossing of the ropes when abseiling.
• Does not twist the ropes.

For ropes of diameters: 8 to 11 mm.

• REVERSINO D16

57 g NEW - 2004

Belay device and descender for thin ropes
Belay device for the leader or the second, descender. For use with thin ropes from 7.5 mm to 8.2 mm, twin or double rope technique.
• Other characteristics identical to those of the REVERSO.

For ropes of diameters from: 7.5 to 8.2 mm.

• GRIGRI D14

CE - 225 g

Auto braking belay device - descender
For belaying of a leader or second, and for short abseils on single rope.
• Self-braking system: if a fall occurs, the pivoting cam inside the device facilitates braking.
• Simple to use:
- control of the running of the rope using both hands to slide the rope through the device,
- braking by hand,
- fall arrest by holding the free end of the rope,
- release of the rope using the handle.

For ropes of diameters from 10 to 11 mm (9.7 mm accepted).

"Cannon Ball", Logan, Utah. USA. Brian Garnham.
© John Evans

VIA FERRATA BELAY DEVICES

• ZYPER-Y L56

CE / UIAA - 394 g

Double lanyard, friction energy absorber for Via Ferrata

Absorbs the energy of the fall dynamically and by slippage of the rope through the device (friction energy absorption system).

- Special very high strength stitching for the join between the rope and the two strands of the Y-shaped lanyard: no bulky knot!
- Braking rope is tidily stored on the equipment loop of the harness.
- Webbing loop allows direct linking to the harness using a lark's foot knot.
- Warning: following a fall, the energy absorber can be "recharged" to allow the Via Ferrata to be completed. Afterwards, it must be thrown away. The damage caused by a fall is not always visible to the naked eye.

• ZYPER VERTIGO L56 CK

CE / UIAA - 582 g

Double lanyard, friction energy absorber for via ferrata fitted with 2 automatically locking VERTIGO carabiners

• SCORPIO L60

CE / UIAA - 235 g

Y-shaped lanyard with tear-apart energy absorber for Via Ferrata

Very simple to use, absorbs the energy of the fall by the tearing apart of certain strands of the webbing.

- Increased safety: the energy absorber is stored in a pouch, ready for action; this reduces the probability of incorrect use inherent in other systems: e.g.: passing the energy absorbing rope around the waist or not allowing a margin for slippage, knots in the rope.
- Condition of the SCORPIO easily assessed visually (a plus point for equipment rental).
- A third, shorter, strop allows clipping in to rest or to move close to the cable, moving horizontally or diagonally for example.
- Warning if a fall occurs:

the product must not be used after the energy absorber webbing has been torn.

The person who has fallen is no longer protected by the lanyard if he or she continues to use it. (remember to carry a rope or a spare lanyard).

• SCORPIO VERTIGO L60 CK

CE / UIAA - 423 g

Y-shaped lanyard with tear-apart energy absorber for Via Ferrata complete with 2 automatically locking VERTIGO carabiners

• VERTIGO M40

kN ↔ 25 ↕ 8 ⌀ 10 - CE / UIAA - 94 g

Carabiner with simple automatic locking for energy absorbing lanyards for Via Ferrata

For Via Ferratas, the locking sleeve can be unlocked with a single finger, with a single downward movement.

- Shape of the carabiner gives optimum grip.
- Wide opening to allow clipping onto thick cables without difficulty.
- Keylock system:

- snag free body / gate interface,
- avoids accidental snagging of the carabiner, on an anchor, cable, rope or the harness.

Strength: 25 kN long axis, 8 kN gate open, 8 kN short axis.
Opening: 25 mm gate opening width.

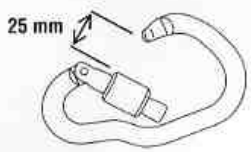

PETZL

DESCENDERS

• HUIT D02

100 g

Figure eight descender
Allows descent on a single or double rope.
- Square shape to avoid twisting of the ropes and formation of a lark's foot knot.
- High strength forged aluminum.
- Small hole can be used with thin ropes if necessary, or as a belay plate.

For use with ropes from 8 to 13 mm, single or double.

• HUIT ANTIBRULURE D01

110 g

Figure-eight descender with anti-burn grip
For descending on single or double ropes, and avoiding the risk of burning the fingers.
- Anti-burn grip for holding the device when it is hot from a long or rapid descent.
- Square shape to avoid twisting of the ropes and formation of a lark's foot knot.
- High strength forged aluminum.
- Small hole can be used with thin ropes if necessary, or as a belay plate.

For use on ropes from 8 to 13 mm, single or double.

• PIRANA D05

90 g

Canyoning descender
Canyoning descender with three braking positions for single or double rope.
- Three different braking positions to choose before the descent according to the user's weight, the diameter of the rope used, and the layout of the terrain.
- Also has 2 notch points to increase braking during the descent.

For use with ropes from 8 to 13 mm, single or double.

• STOP D09

CE - 326 g

Self-braking descender for single rope
For long descents on single rope.
• Can be positioned on the rope without unclipping it from the harness thanks to the spring clip.
• Self-braking system operates as soon as the handle is released.
• Control of the speed of descent by varying the grip on the free end of the rope.
• Rope climbing is possible without changing the position of the STOP by adding a foot loop and a handled rope clamp / grab.
• Replaceable cam and friction bobbin.

For single ropes from 9 to 12 mm.

• SIMPLE D04

240 g

Descender for single rope
For long descents on single rope.
• Control of the speed of descent, as well as stopping, is by using the hand on the free end of the rope.
• Very useful for descending narrow pitches (no particular manipulation is necessary).

For single ropes from 9 to 12 mm.

• RACK D11

470 g

Rack descender for long vertical descents (long abseils, rescue)
Allows control of the speed of descent according to the weight of the rope or the load.
• Removable bars, easy to put in place to achieve the desired braking force.
• Very good distribution of frictional heating to protect the rope.
• Does not twist the ropes.

For use on a single rope (9 to 13 mm) or double rope (8 to 11 mm).





© Jocelyn Chavy



THE JULIENNES ALPS, SLOVENIA

TRIGLAV

TRAVERSE: ASCENT BY THE TOMINŠKOVA POT AND DESCENT BY THE PLEMINICE ARETE

The hardest part is looking up. At the startthe eighteen-hundred metres
of Triglav's north face dominate the sky, the birds and all Slovenia.
Among the ways leading to the Triglavski refuge, Tominškova Pot is not the easiest:
steep and exposed ground turns into a via ferrata with occasional, clapped-out cables.
Black pines give way to bleakest stone. At dawn the last steps on the knife edge Triglav arete:
the view stretches out from the Dolomites to the Gulf of Trieste. Now it's time to descend
by the Plemenice arete: get away from the rock bands, slip on the neve, climb down a chimney
on crumbling rock. A descent into the void, on the edge of the north face.
No trace however of the Zlatorog, the legendary chamois with the Golden Horns ...
perhaps because Triglav, the least known peak in the Alps, is the largest of its kingdoms...

GET THE FULL STORY FROM:
How to climb Triglav, published by Planinska Založba. (Slovenia Alpine Association), available locally. And also the Triglav National Park website: www.steepstone.com

KEY INFORMATION

Departure :
the refuge at Aljazev Dom,
in the Vrata valley.
Difficulty: unsecured via ferrata,
airy sequences, sometimes dodgy in high
mountain terrain (neves).
Height: 1.850 metres.
Time of year: June to end September
Time: two days
Equipment: the existing cables are old,
and sometimes severed by falling stones.
A short rope, and an ice axe,
as well as equipement for via ferrata,
would be useful. Helmet indispensable!
Map: Triglavski Narodni Park, 1/50,000

ROPE CLAMPS

ORIGINALLY DEVELOPED TO ALLOW CAVERS...

...to efficiently ascend fixed ropes, Petzl's line of ascenders is always growing to meet new applications and user demands. In addition to the classic handled ascender, the Petzl line includes a chest ascender, a foot ascender, a device for rappel safety, and an ultra-light emergency ascender that need never leave your harness.

ROPE CLAMPS FOR SELF-BELAY

ASCENSION B17 R-L — p. 040
CROLL B16
PANTIN B02

FOOTLOOPS

FOOTAPE C47 — p. 041
FOOTCORD C48

MULTIPURPOSE ROPE CLAMPS

MICROCENDER B54 — p. 042
SHUNT B03
BASIC B18
TIBLOC B01

TECHNICAL PAGES — p. 134

1.

Inclined teeth for excellent hold on icy or muddy ropes

2.

Attachment hole for keeper cord

3.

Self-cleaning cam (slot allows evacuation of ice, mud)

PETZL

ROPE CLAMPS FOR ASCENDING

• ASCENSION B17 R-L

CE / UIAA - 196 g

Handled rope clamp in right and left handed versions

Designed for climbing fixed single ropes from 8 to 13 mm.

- Highly functional handle:
- can be installed onto the rope with one hand,
- ergonomically designed to offer optimal grip and to position the wrist in line with the direction of pull,
- body in aluminum alloy for lightness,
- elastomeric protective sleeve for improved comfort and thermal insulation.
- High performance cam:
- toothed chrome steel cam for optimal performance on the rope, both gripping and sliding upwards, whatever the condition of the rope,
- self-cleaning slots in the cam for evacuation of dirt / ice on the rope.

For use with single ropes from 8 to 13 mm.
Yellow left-handed version: B17 L
Blue right-handed version: B17 R

B17 R

B17 L

• CROLL B16

CE / UIAA - 130 g

Chest rope clamp

For use in conjunction with the ASCENSION handled rope clamp for climbing a rope.

- Angled attachment hole and characteristic shape for support at chest level.
- Rectangular upper hole for the attachment of shoulder straps to improve support.
- Easy sliding of the rope through the CROLL.
- Ergonomically shaped opening clip, easy to grip.

For use with single ropes from 8 to 13 mm.

• PANTIN B02

122 g

Foot mounted rope clamp

Makes rope climbing easier, in conjunction with CROLL and ASCENSION rope clamps.

- For use only on the right foot.
- The purchase provided for the foot places the body in a more upright position and makes ascent faster and less for arms.
- Releases from the rope by a simple movement of the foot.
- Dyneema tubular webbing is highly resistant to wear.

Note: the Pantin is not an item of personal protective equipment (PPE).
For use with single ropes from 8 to 13 mm.

FOOTLOOPS

• FOOTAPE C47

76 g

Adjustable webbing foot loop

- For use with the ASCENSION or BASIC.
- Fitted with a mini doubleBack buckle for ultra-rapid and simple adjustment.

• FOOTCORD C48

45 g

Adjustable cord foot loop for caving

- Very lightweight and compact.
- Attaches directly to a handled rope clamp or to a BASIC.
- Has a webbing step to ensure comfortable support for the foot.

MULTIPURPOSE ROPE CLAMPS

• MICROCENDER B54

CE / UIAA - 162 g

Compact and lightweight rope clamp
Intended for self-protection on a fixed rope.
• Slides easily up the rope, and grips when pulled downward.
• Possible to move it down the rope, simply by gripping the cam.
• Attachment to the rope via a removable pin: completely encloses the rope.

For use with single ropes from 9 to 13 mm.

• SHUNT B03

CE / UIAA - 188 g

Rope clamp back up device
• A mechanical replacement for self-jamming knots (Prussik, Machard…).
• Positioned below the descender, the SHUNT can be used as a back-up device to protect an abseil descent.
• Brakes as soon as it is released.

For use on single rope (10 to 11 mm) or double rope (8 to 11 mm).

• BASIC B18

CE / UIAA - 136 g

Lightweight rope clamp without handle
Multipurpose rope clamp with a variety of uses:
- hauling systems, rope climbing, self-protection on a fixed rope.
- lightweight and compact.
- large lower hole for attachment of a lanyard or a large carabiner to act as a handle.

For use with single ropes from 8 to 13 mm.

• TIBLOC B01

CE / UIAA - 39 g

Small emergency rope clamp
Small, lightweight and highly versatile: pulley systems, rope climbing, aiding a second.
• A multipurpose replacement for other rope clamps or self-jamming knots.
• Has a slot for evacuation of dirt / ice on the rope.

For use on single ropes from 8 to 11 mm.

" Grotte Thérèse ", Dent de Crolles, Chartreuse. France.
© Alain Maurice

PETZL


7b+
8a
7b
8a+
8b+
7c+
8b
Voie Dal Pra / Kammerlander



PUNTA COCUTTOS, SARDINIA

GOLA DI GORROPU

THE ROUTE KNOWN AS EL VIAJE DE LOS LOCOS (THE MADMAN'S JOURNEY)

Take a Daniel. And another Daniel. Put them together and you get a madman's journey ("El Viaje de los locos"). Since 1999 and the Hotel Supramonte route, Gorropu has become a sanctuary of long extreme routes in Europe. The beauty of the place is part of the puzzle: a tight gorge, large blue overhangs full of pillars… in the middle of the Mediterranean.
They finished their route in five days. The first pitch, an 8b, is 55 m long.
The third, an 8b+, is the crux of the route: a wall of flat top holds followed by a small buttress with a section that can be bouldered. Ground up first ascent for the last two pitches classed 8a, with a drill in the harness… After two days of rest, the two companions scale their route.
A tip: this is stiff party, hide your cliffs and your secret routes in case the Daniels come that way…

KEY INFORMATION

Departure: Nuoro.
Difficulty: from 7b to 8b+
Height: 270 metres and 7 pitches.
Time of year: spring and autumn
Time: 8 hours at the first sequence…
Equipment: 75 bolts in place. Take along 14 quickdraws.
First climbed by: Daniel Du Lac and Dani Andrada, in October 2002
Map: Michelin map, 1/350,000.

GET THE WHOLE STORY FROM:
See the topo from Maurizio Oviglia and Pietra di Luna on spots in Sardinia, published by FABULA (2002 version in English). And also www.sardiniaclimb.com



© Sam Bié

PULLEYS

FOR MOUNTAINEERING OR CAVING, BIG-WALL CLIMBING OR CRAGGING, FOR LIFTING, HAULING, OR TYROLEAN TRAVERSES, PULLEYS ARE INDISPENSABLE

Self-jamming pulleys, Prusik pulleys, transport pulleys- Petzl's diverse line of pulleys can meet the requirements of any situation.
The proper application of a variety of technologies - sealed ball bearings, self-lubricating bushings, precision sheaves - optimizes each pulley's performance to meet the demands of the specific job. Petzl's refined sheet-metal folding and riveting processes allow us to find the perfect balance of strength and weight for each product.

TRANSPORT PULLEYS

TANDEM P21 — p. 048
TANDEM CABLE P21 CAB
TRAC P24

AT'TRAC L37 — p. 049
AVENTEX L36

SELF-JAMMING PULLEYS

PRO TRAXION P51 — p. 050
MINI TRAXION P07

PRUSIK PULLEYS

MINI P59 — p. 052
GEMINI P66

SINGLE PULLEYS

FIXE P05 — p. 053
RESCUE P50
OSCILLANTE P02
ULTRALEGERE P00

TECHNICAL PAGES — p. 134

1.

2.

Swinging side plate
for ease of installation
on rope

1.

Inclined teeth for
excellent hold on icy
or muddy ropes

TRANSPORT PULLEYS

Tandem pulleys are usually used as a mechanical means of transport on a rope or cable. The in-line sheaves, and fixed side pieces give great stability and optimal distribution of loads.

• TANDEM P21

CE / UIAA - 195 g

In-line double pulley with fixed side-pieces
Designed for use on rope tyroleans; can also be used for double pulley systems using rope.
- May be used at speeds of up to 10 m/s.
- Aluminum sheaves mounted on efficient, self-lubricating bushings.
- Red color.

Breaking load: 24 kN.
Working load: 10 kN.
For use with ropes of maximum diameter 13 mm.



• TANDEM CABLE P21 CAB

CE / UIAA - 258 g

In-line double pulley, fixed side-pieces with stainless steel sheaves
Version of the TANDEM with stainless steel sheaves.
Designed for use on tyroleans, on cable or rope.
- Stainless steel sheaves for use with less wear on cable or rope.
- May be used at speeds of up to 10 m/s.
- Gold color.

Breaking load: 24 kN.
Working load: 10 kN.
For use on cable (12 mm maximum diameter) and on rope (13 mm maximum diameter).

• TRAC P24

CE / UIAA - 396 g NEW 2004

Pulley for tyroleans
Double pulley for cable or rope tyroleans with integral VERTIGO carabiner.
- Perfectly suited for public use in forest adventure parks.
- Easily installed with one hand; minimizing the chance of an installation error.
- Sheaves are aligned to guarantee stability in motion and to reduce friction.
- Sealed ball bearings for speed and to give constant efficiency independent of the weight of the person, the temperature or the humidity.
- VERTIGO carabiner with Keylock system (snag-free body / gate interface).
- Wide opening carabiner to accept large diameter cables with ease.
- Carabiner unlocks with a single finger, by a simple downward movement.

Breaking load: 22 kN.
Working load: 2 kN.
For use with cables of maximum diameter 12 mm.

ACCESSORIES

• AT'TRAC

L 37

CE - 27cm / 35 g - 68cm / 75 g **NEW** - 2004

Sling for use in adventure parks.
Webbing sling for linking a pulley to a harness on tyrolean traverses in adventure parks.
Easy & secure : attaches to a harness with a lark's foot knot (without a carabiner).
• Available in two lengths:
- 27 cm, allowing easy access to the tyrolean cable
- or 68 cm, to distance the cable from the user.
Equipped with a STRING to aid correct orientation of the carabiner.
• Can be used together with the AVENTEX.

Available in two sizes.

Reference	Size	Weight
L37 27	27 cm (set-up without carabiner)	35 g
L37 58	58 cm (set-up without carabiner)	75 g

• AVENTEX

L36

CE - 125 g

Symmetrical Y-shaped webbing lanyard for adventure parks
Double lanyard designed for use in adventure parks, on tyroleans and rope courses.
• Composed of robust webbing with two symmetrical arms, the AVENTEX allows the user to remain tethered at all times.
• Wide separation of the two arms for easy manipulation when passing intermediate anchor points.
• Attaches to the harness by a simple girth hitch.
• Fitted with STRINGs at the two ends intended to accept carabiners.
• The AVENTEX is not an energy absorber, and is therefore not suitable for use on Via Ferratas.

Length: 70 cm, 2 arms of 58 cm: Separation of 116 cm.

SELF-JAMMING PULLEYS

Self-jamming pulleys combines a pulley and a rope grab. Lightweight and compact, these two-in-one devices are a versatle tool in any climbers arsenal.

• PRO TRAXION P51

CE / UIAA - 265 g

Highly efficient self-jamming pulley

The tool of choice for hauling of heavy loads: ideal for Big Wall climbing.

- Excellent efficiency due to sheave of 38 mm diameter running on sealed ball bearings.
- Auxiliary return point for setting up hauling systems or lifting heavier loads.
- One fixed side-piece, one swing sided-piece that can be unlocked by a simple press of a button; so it is possible to install the rope even if the PROTRAXION is attached to the anchor.
- Very good performance on tyroleans with a progress capture function.
- Chrome steel cam with a slot and inclined teeth, which operates even on muddy or icy ropes.

Working load in use as pulley only:
3 kN x 2 = 6 kN.
Breaking load in use as pulley only:
11 kN x 2 = 22 kN.
Working load in use as self-jamming pulley: 2.5 kN.
Breaking load in use as self-jamming pulley: 4 kN.
For use with ropes from 8 to 13 mm in diameter.

• MINI TRAXION P07

CE / UIAA - 165 g

Multipurpose, lightweight and compact, swing-sided self-jamming pulley

A multipurpose three-in-one device (pulley, self-jamming pulley, rope clamp / grab) for hauling a pack, raising a person, setting up a hauling system, moving along a tyrolean, ascending a rope.

- A compact device with a good coefficient of friction thanks to the sheave mounted on self-lubricating bushings.
- Efficiently replaces the traditional set-up: pulley (e.g. FIXE) + carabiner + ascender.

Working load in use as pulley only:
2.5 kN x 2 = 5 kN.
Breaking load in use as pulley only:
10 kN x 2 = 20 kN.
Working load in use as self-jamming pulley: 2.5 kN.
Breaking load in use as self-jamming pulley: 4 kN.
For use with ropes from 8 to 13 mm in diameter.

" Cascades du Ruitor ". Italy.
© Monica Dalmasso

PETZL

PRUSIK PULLEYS

The special shape of the pulley allows it to be used with a Prusik knot to give a lightweight and reliable progress capture system. This special shape unlocks the knot when it is pushed against the pulley. Prusik pulleys have a very high functionality for low weight.

• MINI

P59

CE / UIAA - 80 g

Lightweight swing-sided Prusik pulley

Very lightweight, it is perfectly suited to hauling and pulley systems. Ideal for crevasse rescue.

- Suitable for use with a Prusik knot as a progress capture device.
- Excellent efficiency thanks to the sheave mounted on sealed ball bearings.
- Very compact flat shape.

Breaking load: 8.5 kN x 2 = 17 kN.
Working load: 2 kN x 2 = 4 kN.
For use with ropes of maximum diameter 11 mm.

• GEMINI

P66

CE / UIAA - 130 g

Lightweight double swing-sided Prusik pulley

Designed for technical hauling systems and raising heavy loads.

- Double version of the MINI.
- High efficiency due to 2 independent sheaves mounted in parallel on ball bearings.

Breaking load: 22 kN.
Working load: 6 kN.
For use with ropes of maximum diameter 11 mm.

SINGLE PULLEYS

• FIXE P05

CE / UIAA - 90 g

Pulley with fixed side-pieces
Strong, lightweight and compact standard pulley.
• Allows a hauling system to be set up when used with a mechanical ascender, or for movement along a tyrolean when used doubled.
• Also useful for redirection of the rope to avoid rope drag and wear.
• High efficiency due to the sheave mounted on self-lubricating bushings.

Breaking load: 22 kN.
Working load: 5 kN.
For use with ropes of 13 mm maximum diameter.

• RESCUE P50

CE / UIAA - 186 g

Swing-sided pulley
Highly efficient, this pulley is designed for rescue, or hauling of heavy loads and intensive use.
• Large sheave mounted on sealed ball bearings: excellent efficiency.
• Specifically designed for heavy loads and intensive use.
• Triangular attachment point can accept up to three carabiners, facilitating rigging.

Breaking load: 32 kN.
Working load: 8 kN.
For use with ropes of 13 mm maximum diameter.

• OSCILLANTE P02

CE / UIAA - 55 g

Swing - sided pulley for emergency use
A ultralight pulley for occasional use in pulley systems or hauling.
• Rapid in use due to the swing sides: the user can install or remove the rope when the pulley is already integrated into the hauling system.
• Non-corroding, light-weight nylon sheave.
• Riveted axle to withstand severe conditions of use.

For use on rope of maximum diameter 13 mm.

• ULTRALEGERE P00

10 g

Pulley for emergencies only



VALLE DELL'ORCO, ITALY

PARETINA INFELICE

TRAINING ROUTES «ON THE FRENCH CLIFF»

If you don't like artificial climbing, that's no problem. Climb up El Cap unaided and just forget the greatest rock faces of the world: the Yosemite, the Paine towers, Zion, Baffin, Trango or even Verdon, Monserrat, the Black Canyon of Gunnison...
On the other hand you could just try it out.
Test out a couple of pitons. Take a deep breath before you step up on a skyhook...
Do what you can to haul yourself up one metre, then two, on this smooth wall...
Slip between cracks and roofs cut out of the sky...
Get past without leaving any trace...
Sleep beneath the stars, lulled by the wind.
It's a game, another sort of mountaineering for climbers with time on their hands
The val d'Orco is the ideal spot. Hot granite in the day, Italian wine at night:
just what you need to wake up the Epicurean in you.

KEY INFORMATION

Departure: Noasca. The rock face is up above a tunnel, on the old road from Ceresole to Noasca.
Difficulty: A1 to A3+
Height: an aid climb of one to seven pitches
Time of year: late Spring, Summer, Autumn
Time: boulder it if you haven't got much time.
First climbed by: a young team from the FFME (French Mountaineering and Climbing Federation).

Equipment: take along some hard steel pitons (KB, LA, etc.), a few birdbeaks, some copperheads, a selection of hooks, plus two groups of friends and aliens and some nuts.
Map: IGC map to scale 1/50,000, Gran Paradiso National Park.

GET THE WHOLE STORY FROM:

For other routes in the Piantonetto and Gran Paradiso valleys, take a look at the topo Rock Paradise (in Italian) by Maurizio Oviglia, published by Edizioni Versante Sud

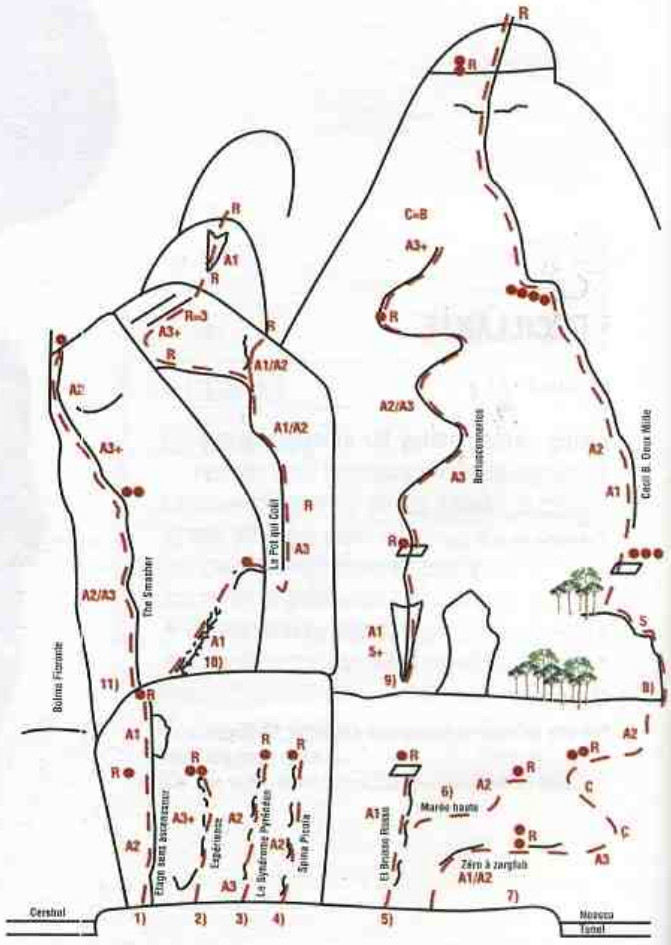

© Marco Troussier

CARABINERS

PETZL CARABINERS ARE RENOWNED FOR THEIR EXCEPTIONAL QUALITY AND FINISH

Petzl carabiners are pressed or hot-forged from Zicral aluminum alloy. We have optimized the strength-to-weight ratio for each type of carabiner, giving unbeatable handling, comfort in use, and reliability.

KEYLOCK
Smooth body to gate interface
- Avoids accidental snagging of the carabiner in the anchor, the rope, the harness...
- Available in models Am'D, WILLIAM, ATTACHE, OK, SPIRIT, OWALL.

An automatic locking system with a visual locking indicator (polymer safety sleeve)
- Fast unlocking by pressing the green indicator on the cabainer gate and turning the safety sleeve.
- Single handed operation.
- Available in models Am'D, WILLIAM.

Quick-opening automatic locking system (metallic safety sleeve)
- Quick and easy to unlock, even with gloves.
- Available in models Am'D, WILLIAM.

A manual screwgate locking system (metallic safety sleeve)
- Easy to use with one hand.
- A red visual indicator appears when the carabiner is unlocked.
- Available in models Am'D, WILLIAM, ATTACHE, OK.

CARABINERS WITH AUTOMATIC LOCKING SYSTEM

AM'D BALL LOCK M18 p. 058
AM'D TRIACT M21
WILLIAM BALL LOCK M26 p. 059
WILLIAM TRIACT M23
FREINO M42

CARABINERS WITH MANUAL LOCKING SYSTEM

AM'D LOCK M17 p. 060
WILLIAM LOCK M24
ATTACHE LOCK M20 p. 061
OK M70

CARABINERS

OWALL M41 p. 062
SPIRIT DROIT M15 / M15 A
SPIRIT COURBE M10 / M10 A
SPIRIT EXPRESS M30 p. 063
EXPRESS C40
STRING M9000L

TECHNICAL PAGES p. 134

2.
Spur for extra rope friction;
wiregate closure

1.
Twist Lock sleeve:
a simple twist to open;
auto-locking

PETZL

CARABINERS WITH AUTOMATIC LOCKING SYSTEM

• Am'D BALL LOCK M18

kN ↔28 ↕7 ⌓8 - CE / UIAA - 75 g

Asymmetric carabiner with automatic locking system

A multi-purpose carabiner

- 'Ball Lock' automatic locking system.
- Asymmetric shape giving an exceptional strength to weight ratio.
- Keylock System (smooth body to gate interface).

Strength: 28 kN long axis, 8 kN open gate, 7 kN short axis.
Opening: 22 mm between the mouth of the carabiner and the open gate.

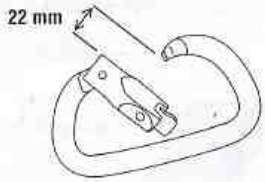

• Am'D TRIACT M21

kN ↔28 ↕7 ⌓8 - CE / UIAA - 75 g

Asymmetric Carabiner with quick-opening automatic locking system

A multi-purpose carabiner.

- Triact automatic locking system (metallic safety sleeve).
- Asymmetric shape giving an exceptional strength to weight ratio.
- Keylock System (smooth body to gate interface).

Strength: 28 kN long axis, 8 kN open gate, 7 kN short axis.
Opening: 21 mm between the mouth of the carabiner and the open gate.

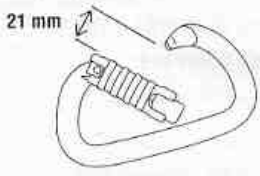

• WILLIAM BALL LOCK M26

kN ↔25 ↕7 ⌀7 - CE / UIAA - 85 g

Wide opening carabiner with automatic locking system

Well suited for use in belaying and abseiling.

- 'Ball Lock' automatic locking system.
- Large size to allow anchoring of several ropes and slings.
- Wide opening.
- Pear shape for belaying:
- Facilitates the reversal of an Italian (Munter) hitch.
- Keylock System (smooth body to gate interface).

Strength: 25 kN long axis, 7 kN open gate, 7 kN short axis.
Opening: 24 mm between the mouth of the carabiner and the open gate.

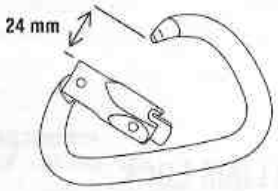

• FREINO M42

CE / UIAA - 85 g **NEW 2004**

Carabiner with integral braking system for descenders

Carabiner with supplementary braking system for long drops.

- Easy and safe placement of the rope in the braking system, single-handed and without the need to open the carabiner.
- Very efficient braking, recommended for small diameter ropes.
- Auto-locking carabiner, opened by a simple turn of the Twist Lock sleeve.
- Keylock system:
  - smooth body/gate interface,
  - avoids accidental snagging of the carabiner in the anchor, the rope and the harness...
- Can be used with the SIMPLE, the STOP, the I'D and the GRIGRI.

Opening: 15 mm between the mouth of the carabiner and the open gate.

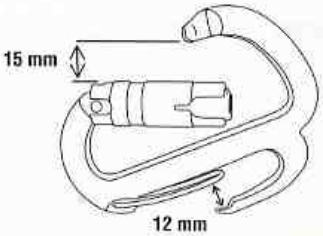

• WILLIAM TRIACT M23

kN ↔25 ↕7 ⌀7 - CE / UIAA - 88 g

Wide opening carabiner with quick-opening automatic locking system

Well suited for use in belaying and abseiling

- Triact automatic locking system (metallic safety sleeve).
- Large size to allow anchoring of several ropes and slings.
- Wide opening.
- Pear shape for belaying: Facilitates the reversal of an Italian (Munter) hitch.
- Keylock System (smooth body to gate interface).

Strength: 25 kN long axis, 7 kN open gate, 7 kN short axis.
Opening: 24 mm between the mouth of the carabiner and the open gate.

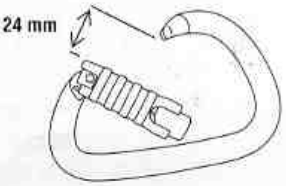

CARABINERS WITH MANUAL LOCKING SYSTEM

• Am'D LOCK

M17

kN ↔28 ↕7 ⌀8 - CE / UIAA - 75 g

Asymmetric carabiner with manual locking system

A multi-purpose carabiner.

- 'Lock' manual locking system (metallic safety sleeve).
- Asymmetric shape giving an exceptional strength to weight ratio.
- Keylock System (smooth body to gate interface).

Strength: 28 kN long axis, 8 kN open gate, 7 kN short axis. Opening: 21 mm between the mouth of the carabiner and the open gate.

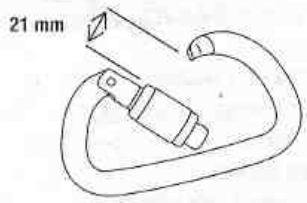

• WILLIAM LOCK

M24

kN ↔25 ↕7 ⌀7 - CE / UIAA - 90 g

Wide opening carabiner with manual locking system

Well suited for use in belaying and abseiling

- 'Lock' manual locking system (metallic safety sleeve).
- Large size to allow anchoring of several ropes and slings.
- Wide opening.
- Pear shape for belaying:
- Facilitates the reversal of an Italian (Munter) hitch.

Strength: 25 kN long axis, 7 kN open gate, 7 kN short axis. Opening: 25 mm between the mouth of the carabiner and the open gate.

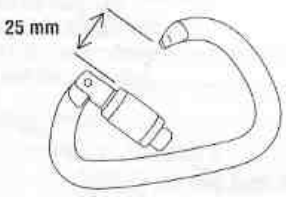

• ATTACHE LOCK

M20

kN ↔23 ↕7 ⌓6 - CE / UIAA - 80 g

Compact pear shaped carabiner with manual locking system

Designed for easy use when belaying and attaching gear.

- Lock manual locking system (metallic safety sleeve).
- Pear shape is ideal for the use of an Italian (Munter) hitch on single rope.
- Very easy to handle.
- Lightweight and compact.
- Easy to use with one hand.
- Keylock System (smooth body to gate interface).

Strength: 28 kN long axis, 6 kN open gate, 7 kN short axis.
Opening: 20 mm between the mouth of the carabiner and the open gate.

• OK

M70

kN ↔24 ↕10 ⌓7 - CE / UIAA - 75 g

Symmetric carabiner with manual locking system

For use with pulleys and hauling systems.

- 'Lock' manual locking system (metallic safety sleeve).
- Symmetrical oval shape is ideal for use with a pulley.
- Round section for optimal distribution of forces at the interface between the pulley and the carabiner.
- Easy to use with one hand.
- A red visual indicator appears when the carabiner is unlocked.
- Keylock System (smooth body to gate interface).

Strength: 24 kN long axis, 7 kN open gate, 10 kN short axis.
Opening: 20 mm between the mouth of the carabiner and the open gate

CARABINERS

• OWALL

M41

kN ↔ 24 ↕ 10 ⌓ 7 - CE / UIAA - 68 g

Symmetric straight gate carabiner
For aided 'big wall' climbing.
• Oval shape ideal for clipping in pegs and foot loops, or for hauling with a pulley.
• Without locking, the oval clips in very easily to the anchor point.
• Keylock System (smooth body to gate interface).

Strength: 24 kN long axis, 7 kN open gate, 10 kN short axis.
Opening: 22 mm between the mouth of the carabiner and the open gate.

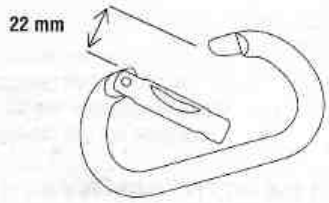

• SPIRIT

M10 / M10 A

kN ↔ 23 ↕ 10 ⌓ 9,5 - CE / UIAA - 49 g

Asymmetric bent gate carabiner
Ergonomic shape and bent gate to facilitate clipping the rope.
• Lightweight (49 g).
• Available in an anodised version for better resistance to wear and corrosion.
• Exceptional strength to weight ratio (hot-forged zicral).
• Keylock System (smooth body to gate interface).

Strength: 23 kN long axis, 9,5 kN open gate, 10 kN short axis.
Opening: 32 mm between the mouth of the carabiner and the open gate.

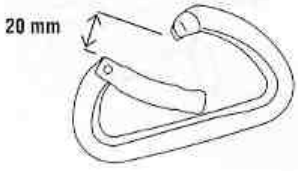

• SPIRIT

M15 / M15 A

kN ↔ 23 ↕ 10 ⌓ 9,5 - CE / UIAA - 49 g

Asymmetric straight gate carabiner
• straight gate for clipping in of anchor points.
• Ergonomic shape to facilitate clipping and unclipping.
• Lightweight (49 g).
• Available in an anodised version for better resistance to wear and corrosion.
• Exceptional strength to weight ratio (hot-forged zicral).
• Keylock System (smooth body to gate interface).

Strength: 23 kN long axis, 9,5 kN open gate, 10 kN short axis
Opening: 32 mm between the mouth of the carabiner and the open gate.

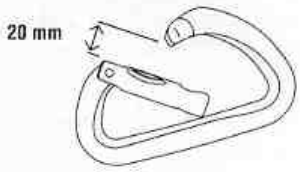

• EXPRESS C40

CE / UIAA - 10-15-20 g

Sewn quickdraw sling

- The high-strength webbing of the Express is specially narrowed at both ends to help ensure correct loading of the carabiners.
- Delivered with a STRING.

Available in three lengths: 11, 17, and 25 cm.



• SPIRIT EXPRESS M30

CE / UIAA - 110-115 g

Quickdraw consisting of one bent-gate SPIRIT (M10), one straight-gate SPIRIT (M15), and one EXPRESS sling (C40)

Available in two lengths: 11 and 17 cm.

• STRING L M90000 L

2 g

Carabiner retainer and webbing protector

The STRING L serves the double function of keeping the carabiner correctly oriented in the sling and protecting the webbing from abrasion at the carabiner attachment point.







BERGELL, SWITZERLAND

PIZ BADILE

THE NORTH-EAST FACE, THE CASSIN ROUTE

«A smooth, straight, regular wall»: that'S how Gaston Rébuffat described the north-east face of the Badile, twelve years after the first ASCENT which had cost the lives of two of the climbers, caught in a storm.

Six o'clock in the morning. They get through pitch after pitch despite the cold in their fingers. The sun begins to lick the granite slabs. Riccardo Cassin had figured out the only way forward at this point. There are no other cracks, no ALTERNATIVE cornerS AS distinct as the ones that they are climbing right in the CENTRE of the face. How did they do it? No bolts, no climbing shoes. Just sheer will power and lots of AUDACITY: the will to invent and FOLLOW their route right to the APEX of this gigantic funnel.

The Badile is a GIFT TO THE PRESENT from the climbers of the thirties.

One of the "six north faces of the Alps". But above all a masterpiece of modern rock climbing!

KEY INFORMATION

Departure: Sasc Fourà refuge (1,904 m), in the Bondasca valley, the Swiss side of the Bergell massif (middle Alps).

Difficulty: TD, passages in VI (6a in the «old format»).

Height: 800 metres.

Time of year: end June to early September

Time: 6 to 8 hours

Equipment: belays, pitons in the pitches. Take a set of nuts and mechanical nuts.

First climbed by: R. Cassin, G. Esposito and V. Ratti ; M. Molteni and G. Valsecchi, in three days in July 1937.

Map: national map of Switzerland no. 1276, "Val Bregaglia", 1/25,000.

GET THE WHOLE STORY FROM:

See the Alpine Club topo (in English), «Bernina & Bregaglia Selected Climbs», 1995. And also Jürg von Känel's topo (in German), «Schweiz-Italien Plaisir Sud», published by Filidor, 2000.



© Jocelyn Chavy



PETZL charlet

ICE AXES

TOOL FOR PROGRESSION OR SIMPLE SUPPORT FOR BALANCE, THE ICE-AXE IS THE SYMBOL OF MOUNTAINEERING. IT IS THE ESSENTIAL COMPANION TO MANAGE ANY KIND OF SLIPPERY TERRAIN, FROM SNOW SLOPES TO ICE CLIFFS

There are many types of ice axe. From the ancestral "Pioletta" used to chop steps in ice, an entire line of axes has developed in shapes and sizes as diverse as the terrain encountered by the modern climber. To unite the axe with the climber, to prevent its loss while climbing, and to ease the strain of continually holding onto it on steep terrain, the ice axe may be equipped with a leash.

TODAY, THE PETZL CHARLET RANGE OF ICE AXES HAS BEEN AUGMENTED AND COMPLETELY RENEWED

To discover or rediscover are:
- the QUARK and QUARK ERGO for icefall climbing, dry-tooling and extreme mixed climbing.
- the versatile AZTAR for extreme mountaineering, gullies, icefalls
- the GUIDE, the COSMIQUE and the COSMIQUE LIGHT for technical mountain routes and traditional mountaineering.
- the SNOWALKER, the SNOWRACER for alpine trekking and ski-mountaineering
- not to forget the SNOWSCOPIC, a combination of a walking pole and an ice-axe.

TECHNICAL ICE AXES

QUARK P 61820 — p. 068
QUARK M 61830
QUARK ERGO U20

MOUNTAINEERING ICE AXES

AZTAR P U10 P — p. 070
AZTAR M U10 M
P'TIT LOUP P 63300
P'TIT LOUP M 63310
GUIDE 627XX — p. 071
COSMIQUE U08
COSMIQUE LIGHT U07

ICE AXES FOR GLACIER TRAVEL / SKI MOUNTAINEERING

SNOWSCOPIC U03 — p. 072
SNOWALKER U01
SNOWRACER U02

TREKKING POLES

GALAXY TREK U71 — p. 073
GALAXY COMPACT U70

ICE AXE ACCESSORIES — p. 074, p. 075

SELECTION CHART — p. 089

TECHNICAL PAGES — p. 134

3.
Molded grip is comfortable, insulated, and protects the hand
1.
Curved shaft for maximum clearance (185 mm)
2.
Forged, tapered pick with beveled teeth for precise placement and easy removal
4.
Ergonomic CLIPPER leash included
5.
Cast aluminum head for high strength and light weight
6.
Trapezoidal hammer for wedging in cracks
PETZL
chariet

TECHNICAL ICE AXES

• QUARK P 61820

CE / UIAA - 645 g

Ice climbing axe
A technical axe for ice and mixed route climbing with a high level of difficulty.
• Wide adze for placement in hard snow and clearing ice formations.
• Placement made easy due to excellent clearance (ice formations and mantles).
• Good swinging performance, even with a straight arm:
- minimum mass around the rotation point (handle), maximum around the head of the axe.
- small sized spike helps prevent snagging whilst swinging.
• Placement efficiency:
- forged pick, thinner at the tip, to prevent ice shattering,
- steep angled first tooth for thin ice and small edges,
- good stability whilst placing and hooking due to the teeth distribution.
• Easy removal even with deep placements due to the bevelled teeth.
• A wide adze for chopping hard snow and clearing ice formations.

Equipped with CASCADE pick.
Interchangeable pick.
Comes with CLIPPER leash.
Shaft type T
50 cm
Color: grey shaft, orange grip

• QUARK M 61830

CE / UIAA - 645 g

Hammer version ice climbing axe
A technical axe for ice and mixed route climbing with a high level of difficulty.
A trapezoidal shaped hammer facilitates jamming in rock fissures.
Other characteristics identical to those of the QUARK P.

• QUARK ERGO U20

CE / UIAA - 666 g

Ice climbing axe with off set handle
A technical axe for leashless competition climbing on ice or mixed route climbing with a high level of difficulty.
The QUARK ERGO is designed for competition, but all ice climbers appreciate its ergonomic design even on routes of medium difficulty.
• Grip capabilities: adaptation of the handle, a double handed grip for change over, for pull ups, switching hands and intricate moves.
• Leverage for pulling up and locking off:
The angle of the handle in relation to the shaft provides the climber with greater leverage.
• Maximum comfort:
- the handle completely protects the hand from impact and knocks from the ice,
- the handle's small diameter makes it easier to grip when wearing thin gloves,
- its double density covering ensures excellent grip and strength.
• A trapezoidal shaped hammer facilitates jamming in rock fissures.
Other characteristics identical to those of the QUARK P and QUARK M

" Duel ", Gol, Norway. Stéphane Husson.
© Pascal Tournaire

PETZL

MOUNTAINEERING ICE AXES

PETZL charlet

• AZTAR P

U10 P

CE / UIAA - 590 g

Extreme alpine climbing axe

A technical axe for use in alpine or ice climbing.
• Placement efficiency:
- thin pick, forged specifically for hard ice,
- steep angled first tooth for thin ice and small edges.
• Better placements and hooking due to a curved top shaft.
• a wide adze for chopping hard snow and clearing ice formations.
• Thin handle ensures an excellent grip with elastomer for insulation.
• Good penetration of the shaft for hard snow: straight bottom shaft (walking axe, dead man).
• Fixed head allowing for a lighter tool.
• Equipped with FREELOCK leash, which is tightened and loosened with a simple rotation of the wrist.

Equipped with the BLUEICE pick (type B).
Interchangeable pick.
Shaft type T
50 cm
Color: grey shaft, orange grip

PETZL charlet

• AZTAR M

U10 M

CE / UIAA - 590 g

Hammer version of extreme alpine climbing axe

A technical axe for use in alpine or ice climbing.
Hammer head for ice screwing.
Other characteristics identical to those of the AZTAR P.

Equipped with the BLUEICE pick (type B).
Interchangeable pick.
Shaft type T
50 cm
Color: grey shaft, orange grip

PETZL charlet

• P'TIT LOUP P

63300

CE / UIAA - 410 g

Compact ice axe

A junior or 'third hand' ice axe.
• Size designed for children.
• Efficient pick and wide adze: technical for a 'third hand' ice axe.
• Compact and lightweight: can be stowed in harness gear loop.

Shaft type B
40 cm
Color: green

PETZL charlet

• P'TIT LOUP M

63310

CE / UIAA - 410 g

Compact hammer-axe

Mini-axe for mountain rock routes.
• Wide striking surface on the hammer (for inserting pitons and belays).
• Anchoring ability (assists in climbing in icy and snowy environments).
• Compact and lightweight: can be stowed in harness gear loop.

Shaft type B.
40 cm
Color: green

PETZL charlet

• GUIDE

627XX

CE / UIAA

Alpine and high altitude climbing axe

An axe for big snow slope routes
and high alpine gulleys

- Ideal for all routes where specialist ice-climbing axes are not required.
- A forged and hand polished head ensures precise placements in even the hardest ice.
- Efficient grip in the anchor position:
An insulating and grippy covering
on the lower section of the shaft.
- Stable when used for balance: large adze and a traditional pick ensure a stable and efficient hold.
- Improved handling and chopping ability due to the large adze.

Axe type T
Color: orange shaft, black grip

Reference	Size	Weight
62752	52 cm	700 g
62759	59 cm	732 g
62766	66 cm	764 g
62773	73 cm	796 g

PETZL charlet

• COSMIQUE LIGHT

U07

CE / UIAA NEW - 2004

Lightweight Alpine climbing axe

A lightweight high performance axe
for alpinists who enjoy classic routes.

- Robust: forged head
- Stable when used for balance: large adze and a traditional pick ensure a stable and efficient hold.
- Improved handling and chopping ability due to the large adze.

Axe type B
Lightweight: 510 g for 52 cm axe.

Reference	Size	Weight
U07 52	52 cm	510 g
U07 59	59 cm	533 g
U07 66	66 cm	556 g
U07 73	73 cm	579 g

PETZL charlet

• COSMIQUE

U08

CE / UIAA NEW - 2004

Alpine climbing axe

An axe for classic alpine climbing
on snow ridges and glaciers

- Robust:
- Solid shaft for use on mixed routes,
- Forged head.
- Stable when used for balance: large adze, and a traditional pick ensure a stable and efficient hold.
- An effective hold in the anchor position:
An insulating and grippy covering
on the lower section of the shaft.
- Improved handling and chopping ability due to the large adze.

Axe type T

Reference	Size	Weight
U08 52	52 cm	585 g
U08 59	59 cm	617 g
U08 66	66 cm	649 g
U08 73	73 cm	681 g

PETZL

ICE AXES FOR GLACIER TRAVEL / SKI MOUNTAINEERING

PETZL charlet

• SNOWSCOPIC U03

CE / UIAA - 450 g NEW · 2004

Pole axe

A lightweight telescopic touring axe, which can be used for support whilst walking.
- Ideal for long glacier walks or for trekking on medium to difficult terrain.
- Efficient:
- a 4 mm pick to help placements,
- chiselled adze for step cutting.
- Comfortable:
- wide adze for better support,
- extended, it improves balance and stability and reduces weight from the knees.
- Replaceable carbide tip.
- Supplied with a small snow basket.

Axe type B
65 cm, extendable up to 105 cm.

PETZL charlet

• SNOWALKER U01

CE / UIAA

Alpine touring axe

A comfortable axe designed for easy snow routes and glacier touring.
- Efficient placement: a lightweight pick of 4 mm.
- Strong hold when used for balance: steel spike.
- Comfortable hold: chiselled adze and rounded blade teeth.

Axe type B
Color: orange
Lightweight: 415 g for the 60 cm axe.

Reference	Size	Weight
U01 60	60 cm	415 g
U01 68	68 cm	438 g
U01 75	75 cm	458 g

PETZL charlet

• SNOWRACER U02

CE / UIAA- 340 g

Ski alpinism axe

A featherweight axe for high altitude skiing. The SNOWRACER is the ideal companion for ski touring and lightweight expeditions.
- Lightweight: hollow shaft, plugged to prevent snow from entering.
- Efficient placement: a lightweight pick of 4 mm.
- Comfortable hold: chiselled adze and rounded blade teeth.

Axe type B
50 cm

TREKKING POLES

PETZL charlet

• GALAXY TREK U71

80 cm / 145 cm - 308 g

Telescopic trekking pole

• A comfortable angled hand grip
for prolonged use:
- ergonomically designed,
- dual density coating (for strength and grip)
• Practical and strong leash:
- buckle free (prevents chafing if used
without gloves),
- releases when pulled upwards (avalanche safety).
• 3 sections.
• Replaceable carbide tip.
• Supplied with a large basket for snow
and a small basket for dry terrain.

80 cm / 145 cm

PETZL charlet

• GALAXY COMPACT U70

60 cm / 130 cm - 265 g

Compact telescopic trekking pole

• Compact: 60 cm folded
(easy stowing in a backpack)
• Comfortable hand grip:
dual density covering for strength and grip.
• Practical and strong leash:
- buckle free
(prevents chafing if used without gloves),
- releases when pulled upwards
(avalanche safety).
• 3 sections.
• Replaceable carbide tip.
• Supplied with a large basket
for snow and a small basket for dry terrain.

60 cm / 130 cm

PETZL

ICE AXE ACCESSORIES

• CASCADE 68367

CE / UIAA

Pick for QUARK
Adapted for steep ice walls.
- Robust and efficient: narrow forged pick.
- Exceptional placement, deep penetration even in hard ice.
- Equipped with an angled tooth to improve hooking ability and placements in thin ice.
- Bevelled teeth for easy removal.
- Type B.

• BLUEICE U92000

CE / UIAA

Pick for AZTAR
Narrow forged pick.
- Tool free pick replacement due to its bolt hole.
- Type B.

Thickness: 3 mm

• UPGRADE U90000

CE / UIAA

Pick for PULSAR, AXAR and QUASAR
Adapted for steep ice walls.
- Penetration of hard ice: the 4 mm pick reduces to 3 mm at the tip.
- Angled first tooth for better hooking ability.
- Top of the blade is rounded to make the pick easier to extract.
- Type B.

• ADZE FOR AXAR 68362

71 g

Lightweight and comfortable

• QUAD U91000

CE / UIAA

Pick for QUARK
Pick for mixed and dry-tooling.
- Strong resistance: 4 mm thickness.
- Angled first tooth for better hooking ability.
- Type T.

• QUATRO U93000

CE / UIAA

Pick for AZTAR
Thick and resistant pick for mixed terraine.
- Type T.

Thickness: 4 mm

• 4x4 68357

CE / UIAA

Pick for PULSAR, QUASAR and AXAR
Pick for mixed and dry-tooling.
- Strong 4 mm pick.
- Angled first tooth for better hooking ability (mixed and dry-tooling).
- Type T.

• ADZE FOR QUARK 68369

85 g

Wide adze for placements in hard snow and for clearing ice formations
- Adapted for snow hazards on walls: obstructed fissures, mantels, tricky sections in ice, snow or rime.

• HAMMER FOR AXAR 68365

• Its small size reduces weight.

• HAMMER FOR QUARK 68358

Hammer with trapezoidal shape
• Shaped especially for jamming in cracks. Size matched to the shaft's curve to facilitate piton placement.

• RANDO 68503

Simple webbing strap
• For attachment to the ice axe shaft.

• REGLABLE 68504

A leash with adjustable length to adapt to the ice axe shaft length
• A sliding strap buckle in coated fabric allows the wrist fastener to be adjusted.
• Attaches to all axes through a hole in the shaft or head.

• FREELOCK U81000

Fixed leash for technical ice axes
Designed for technical alpine climbing.
• Tightened and loosened with a simple rotation of the wrist.
• A comfortable hold due to a padded fabric wrist support.
• Can be attached to all axes equipped with a hole in the shaft or the head.
• Adjustment variation up to 50 cm.

Polyamide / polyester webbing.

• CLIPPER U80000

A quick fitting leash for technical ice axes
Specially designed for ice climbers who need to clip in quickly.
• Leash attachment or removal from the shaft in one simple movement, whilst the leash is closed and adjusted on the wrist.
• Compact attachment system to recude the risk of unexpected release.
• A comfortable hold due to a padded fabric wrist support.
• Adapted for use with the QUARK (S and M) and the AZTAR
• Adapted for use with the PULSAR, AXAR and QUASAR equipped with a 5 mm hole in the shaft.

Polyamide / polyester webbing.
Aluminium clip.

• PICK AND ADZE GUARD 68402

For protection of the pick and adze and to avoid the risk of damage during transportation

• ROUND SPIKE GUARD 68401

For protection of the spike and to avoid the risk of damage during transportation
• For round spikes.

• FLAT SPIKE GUARD 68395

For protection of the spike and to avoid the risk of damage during transportation
• For flat spikes.

RJUKAN VALLEY, NORWAY

LIPTON

It's the ice that so fascinates you, with its colours veering from anthracite grey to a honey like yellow. Cascades of coloured water, a game of chill and chance. Norway doesn't hide its treasures. You just have to want to find them. Lipton, in this still wild country, especially in the winter, is just one major cascade amongst the many others as yet unknown especially in the northern region. Three routes, of which two overhang, offer you a spectacular climb, both physical and acrobatic. No rocks or not much anyway, just bouquets of yellow / orange highly sculptured ice. And it's motivation that drives you. Motivation to explore the fjords and valleys. Motivation to meet climbers from other horizons. Motivation to invent your journey, step by step. And the pleasure of climbing such magical lines as the Lipton.

KEY INFORMATION

Departure: Rjukan.
Difficulty:
6+ to 7 depending on conditions.
Height: 3 routes.
Time of year: January to early March (very short days)
Time: depends on your condition…
Equipment: take along a dozen ice screws.
Map: road map of Norway.

GET THE FULL STORY FROM:

There are no published guide books, but lots of info on the web: www.steepstone.com and www.mountain-environment.com/rjukanguide2002.pdf

© Pascal Tournaire

PETZL charlet

CRAMPONS

THE NEW RANGE OF PETZL CHARLET CRAMPONS: LIGHTER, MORE RELIABLE, MORE FREEDOM FOR CLIMBERS.

Lightweight
The new range of crampons has been designed for optimal weight: the design has been streamlined, the bindings simplified and lightened, and the materials provide an excellent strength / weight ratio.

Performance
The position and distribution of the teeth reflect the most modern developments in technique: this development gives increased freedom of movement on ice, and improved safety in difficult conditions. The four holding points for descent and the lateral points avoid slipping on sloping traverses. The short points bring the climber closer to the ice, giving improved stability.

Greater security
The VASAK and SARKEN mountaineering crampons come with an integral anti-snow system, which avoids slippage in sticky snow conditions. This new system is low-profile, lightweight, strong, and removable.

Easy-to-use bindings
4 types of binding allow a precise response to the complete range of user requirements, depending on the type of boots. Made from a minimum number of components, they are easy to put on, lightweight, and reliable.
Rapid, tool-free crampon adjustment is precise to the half-size.
SIDELOCK, For boots with heel and toe welts: wire at the front and the rear. The rapid lateral fastening system eliminates the bulk of a heel bail lever. Very precise adjustment of the binding thanks to the two adjustment positions of the front and rear wires.
SPIRLOCK, for boots with heel welts: wire at the rear, flexible binding at the front. The shaped wire conforms to the heel area of the boot and thus ensures excellent holding power on the boot.
LEVERLOCK, for boots with heel welts. Flexible binding at the front, heel bail lever with wide range micrometric adjustment at the rear.
FLEXLOCK, for boots without welts. Flexible bindings at the front and the rear adapt to the shape of the boot with webbing fastening: a strap passes over the top of the foot, preventing loss of the crampon.

ICEFALL CLIMBING CRAMPONS
DART T22 — p. 080
DARTWIN T21
M10 T23 — p. 081

MOUNTAINEERING CRAMPONS
SARKEN SL T10SL — p. 082
SARKEN SPL T10SPL
SARKEN LL T10LL
VASAK SL T05SL — p. 083
VASAK SPL T05SPL
VASAK LL T05LL
VASAK FL T05FL

WALKING CRAMPONS
IRVIS SL T03 SL — p. 084
IRVIS SPL T03 SPL
IRVIS FL T03 FL

CRAMPON ACCESSORIES
EPERONS T21850 — p. 086
CRAB 6 64160
SPIKY PLUS 79510
FAKIR V01
ANTISNOW

SELECTION CHART — p. 088

TECHNICAL PAGES — p. 134

3. Sidelock system binding is lightweight, with rapid adjustability

1.

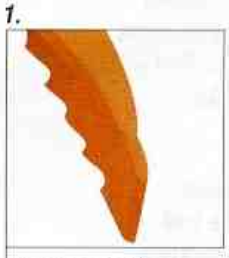

Forged front points are tapered for maximum penetration in ice and toothed for exceptional holding power

2.

Forged front points are flat for maximum hold in hard snow

PETZL

ICEFALL CLIMBING CRAMPONS

• DART T22

CE / UIAA - 2 x 418 g

Single-point crampons for icefall climbing
Single-point crampons born from competition, for dry-tooling, extreme mixed climbing and icefall climbing.
• High-performance front point:
- offset for greater precision,
- notched with a hooking point.
- 2nd row of teeth inclined forward for stabilized position.
• Hooking possibilities:
- forward lateral points inclined toward the rear to allow pulling,
- heel spur available as an option.
• Freedom and efficiency of movement thanks to the light weight of the crampons (836 g for a pair).
• Precise placement and feel due to the horizontal structure:
- the foot is closer to the ice.
• Precision interface with the boot:
- 2 adjustment positions for the front wire to adhere to soles of any thickness,
- the wire can be offset to adapt to asymmetric boots,
- adjustment is easy (no tools) and precise (to the half-size).
• Possible to screw the crampon onto the boot (lower weight and higher precision).
• Front part is replaceable when the point is worn.
• Set up with the SIDELOCK binding, for boots with front and rear sole overlaps (wire at front and rear).
• Rapid-fastening lateral binding system, avoiding the encumbrance of a heel-bail.
• Rear ANTISNOW available as an option, to avoid the build-up of snow.

Sizes: 38 to 44 (M bar, fitted as standard) and 42 to 49 (L bar, optional).

• DARTWIN T21

CE / UIAA - 2 x 428 g **NEW 2004**

Double-point crampons for icefall climbing
Double-point crampons for icefall climbing and extreme mixed climbing.
• High-performance front points:
- notched with hooking points.
- 2nd row of teeth inclined forward for stabilized position.
• Front part is replaceable when the points are worn.
Other caracteristics similar to DART.

Sizes: 33 to 44 (M bar, fitted as standard) and 38 to 49 (L bar, optional).

PETZL charlet

• M10

T23

CE / UIAA - 2 x 525 g

Crampons for icefall climbing

Single or double-point crampons
for difficult mixed and icefall climbing.
• High-performance front points:
- notched with hooking points.
- 2nd row of teeth inclined forward
for stabilized position.
• Can adapt to suit different conditions
or climbing styles: supplied in double-point
version, they can be converted to single-point
crampons (spanner and braces supplied),
• Multiple adjustment of the front points:
inclination, position (symmetrical or
asymmetrical in single or double point version)
and length.
• Stability of placements:
- first row of forward lateral points are
inclined toward the rear for hooking,
- small teeth distributed over the forward
part to stabilize the foot,
- lateral points inclined outwards
for edge placements.
• Precision interface with the boot:
- 3 adjustment positions of the wire to move
the boot forward or backward on the crampon,
- the wire can be offset to adapt to
asymmetric boots,
- adjustment is easy (no tools) and precise
(to the half-size) thanks to the double row
of offset holes.
Strong:
- front points in forged steel,
- vertical structure, protecting the adjustment
screws.
• Front points can be replaced when worn out.
• Set up with the LEVERLOCK binding,
for boots with rear sole overlaps.
• Heel bail with micrometric adjustment
and wide adjustment range at the rear.
• ANTISNOW available as an option,
to avoid the build-up of snow.

**Sizes: 34 to 45 (M bar, fitted as standard)
and 40 to 50 (L bar, optional).**

PETZL

MOUNTAINEERING CRAMPONS

PETZL charlet

• SARKEN SL

T10 SL

CE / UIAA - 2 x 445 g | NEW · 2004

Crampons for extreme mountaineering
Crampons for difficult routes in the high mountains: steep snow and ice slopes and couloirs, gullies, mixed climbing.
• Front pointing:
- 2 front points, toothed and thin-section for optimal penetration on ice,
- fitted under flat points for good bearing power on snow and soft ice (gullies),
- next 2 points are notched and inclined forward for stability.
• Walking on 10 points:
- lateral points are separated to respect the asymmetry of the boot and to limit the 'rail' effect which increases the risk of slipping,
• Supplied with ANTISNOW to prevent snow build-up.
Lightweight: less than 900 g.
• Adjustment is easy (no tools) and precise (to the half-size).
Mounted with SIDELOCK binding, for boots with front and rear sole overlaps (wire at front and rear); rapid-fastening lateral binding system, avoiding the encumbrance of a heel-bail.

Sizes: 36 to 46 (M bar, fitted as standard) and 41 to 50 (L bar, optional).

PETZL charlet

• SARKEN SPL

T10 SPL

CE / UIAA - 2 x 425 g | NEW · 2004

Crampons for extreme mountaineering
Version mounted with SPIRLOCK binding, for boots with a rear sole overlap (wire at the rear, flexible binding at the front).
• Strap fastening system, avoiding the encumbrance of a heel-bail.

Sizes: 36 to 46 (M bar, fitted as standard) and 41 to 50 (L bar, optional).

PETZL charlet

• SARKEN LL

T10 LL

CE / UIAA - 2 x 457 g | NEW · 2004

Crampons for extreme mountaineering
Version mounted with LEVERLOCK binding, for boots with a rear sole overlap.
• Rapid-fastening lateral binding system, avoiding the encumbrance of a heel-bail.

Sizes: 36 to 46 (M bar, fitted as standard) and 41 to 50 (L bar, optional).

PETZL charlet

• VASAK SL

T05 SL

CE / UIAA - 2 x 435 g | NEW · 2004

Mountaineering crampons

Crampons for traditional mountaineering.

• Walking on 10 points:
- length of points designed for optimal stability and avoidance of the "stilt" effect,
- lateral points are separated to respect the asymmetry of the boot and to limit the 'rail' effect which increases the risk of slipping,
- supplied with ANTISNOW to avoid slipping on sticky snow.

• Front pointing:
- 2 flat front points for increased bearing power,
- thin-section points for good penetration on ice,
- next 2 points inclined to give stability.

• Adjustment is easy (no tools) and precise (to the half-size).

• Mounted with SIDELOCK binding, for boots with front and rear sole overlaps (wire at front and rear).

• Rapid-fastening lateral binding system, avoiding the encumbrance of a heel-bail.

Sizes: 36 to 46 (M bar, fitted as standard) and 41 to 50 (L bar, optional).

PETZL charlet

• VASAK SPL

T05 SPL

CE / UIAA - 2 x 415 g | NEW · 2004

Mountaineering crampons

Version mounted with SPIRLOCK binding, for boots with a rear sole overlap (wire at the rear, flexible binding at the front). Strap fastening system, avoiding the encumbrance of a heel-bail.

• Rapid-fastening lateral binding system, avoiding the encumbrance of a heel-bail.

Sizes: 36 to 46 (M bar, fitted as standard) and 41 to 50 (L bar, optional).

PETZL charlet

• VASAK LL

T05 LL

CE / UIAA - 2 x 445 g | NEW · 2004

Mountaineering crampons

Version mounted with LEVERLOCK binding, for boots with a rear sole overlap. Flexible binding at the front, heel bail with micrometric adjustment and wide adjustment range at the rear.

• Rapid-fastening lateral binding system, avoiding the encumbrance of a heel-bail.

Sizes: 36 to 46 (M bar, fitted as standard) and 41 to 50 (L bar, optional).

PETZL charlet

• VASAK FL

T05 FL

CE / UIAA - 2 x 420 g | NEW · 2004

Mountaineering crampons

Version mounted with FLEXLOCK binding, for boots without sole overlaps. Flexible bindings at the front and the rear, which adapt to the shape of the boot, strap fastening.

• Rapid-fastening lateral binding system, avoiding the encumbrance of a heel-bail.

Sizes: 36 to 46 (M bar, fitted as standard) and 41 to 50 (L bar, optional).

PETZL

WALKING CRAMPONS

PETZL charlet

• IRVIS SL

T03 SL

CE / UIAA - 2 x 386 g | NEW · 2004

10-point crampons for Ski touring and glacier travel

- 10 point grip:
front points for support,
- 2 holding points on the heel
- 2 lateral points on the heel and 2 on the front plate,
- 2 central points angled at 45° function as both lateral and holding points.
- Supplied with the ANTISNOW system to prevent snow from sticking.
- Tapered front points for good ice penetration
- Particularly suited for small sizes.
- Lightweight : less than 800 g...
- Easy to adjust (without tools) and precise (half-sizes).
- Release system on the linking bar allows the user to change from a semi-rigid to a hinged mode.
- Mounted with the SIDELOCK binding, for boots with toe and heel welts (wire on the front and back)
- Rapid lateral binding system eliminates the need for a bulky heel bail.

Sizes: 27 to 42 (M bar supplied) and 41 to 48 (L bar optional extra)

PETZL charlet

• IRVIS SPL

T03 SPL

CE / UIAA - 2 x 390 g | NEW · 2004

10-point crampons for Ski touring and glacier travel

This model comes with the SPIRLOCK binding, for boots with a heel welt (heel wire and flexible toe binding).

- A strap binding system eliminates the need for a bulky heel bail.

Sizes: 27 to 42 (M bar supplied) and 41 to 48 (L bar optional extra)

PETZL charlet

• IRVIS FL

T03 FL

CE / UIAA - 2 x 395 g | NEW · 2004

10-point crampons for Ski touring and glacier travel

This model comes with the FLEXLOCK binding, for boots without welts.

- Flexible bindings at the front and rear adapt to the shape of any boot, and fasten with straps.

Sizes: 27 to 42 (M bar supplied) and 41 to 48 (L bar optional extra)

" Voie Ginel-Liotier ", Rateau (north face). France. Hervé Degonon.
© Sébastien Constant

PETZL

CRAMPON ACCESSORIES

PETZL charlet

• EPERONS T21850

2 x 184 g **NEW** · 2004

2 rear spurs for DART or DARTWIN

• SPIKY PLUS 79510

CE

Antislip sole
To avoid slipping on the pavement, because mountaineers aren't the only ones to walk on ice and snow!
- Rubber sole with carbon steel points.
- Can be fitted to all types of footwear (town shoes, sports shoes, walking boots).

Product	Reference	Sizes
Spiky Plus 1	79510	41
Spiky Plus 2	79520	42 - 45
Spiky Plus 3	79530	46

• CRAB 6 64160

6 point crampons
Crampons for emergencies, for snowfields or for steep grassy slopes.
- Double lateral adjustment: adaptable to all boot widths.
- Fastening using straps.

PETZL charlet

• FAKIR V01

155 g **NEW** · 2004

Carrying bag for crampons
- Semi-rigid.
- Rectangular shape.
- Zip closure.
- Drainage / ventilation holes.
- Can be used for other equipment (ice screws, seal skins…).

• ANTISNOW PETZL charlet

Snow build-up prevention
Parts that fit onto the crampon to avoid the build-up of snow between the points.
- Extra-flat: does not reduce the projection of the points.
- 2 independent elements for each foot: adjusts perfectly onto each part of the crampon (front and rear).

Robust: highly resistant to tearing.
- Anti-slip textured finish.
- Each model of crampon has an ANTISNOW designed to fit.

Product	Reference
ANTISNOW DART (rear)	T21 900
ANTISNOW DARTWIN (rear)	T21 900
ANTISNOW M10	T23 900
ANTISNOW SARKEN (rear and front)	T21 900 + T10 900
ANTISNOW VASAK (rear and front)	T21 900 + T10 900
ANTISNOW IRVIS	T03900
ANTISNOW ECRINS	68505
ANTISNOW ARGENTERO	68517

Lustra Fjorden. Norway.
François Damilano, Daniel Du Lac.
© Pascal Tournaire

PETZL

SELECTION CHART

CRAMPONS

				ANTISNOW	Ice climbing *Cascade de glace*	Extreme alpinism *Alpinisme extrême*	Mountaineering *Alpinisme*	Ski touring *Ski alpinisme*	Glacier walking *Randonnée glaciaire*
DART SIDELOCK		2 x 418 g = 836 g	11	option	✔✔	✔			
DARTWIN SIDELOCK		2 x 428 g = 856 g	12	option	✔✔	✔			
M10		2 x 525 g = 1050 g	14	option	✔✔	✔			
SARKEN SIDELOCK		2 x 445 g = 890 g	12		✔	✔✔	✔		
SARKEN SPIRLOCK		2 x 425 g = 850 g	12		✔	✔✔	✔		
SARKEN LEVERLOCK		2 x 457 g = 914 g	12		✔	✔✔	✔		
VASAK SIDELOCK		2 x 435 g = 870 g	12				✔✔	✔✔	✔✔
VASAK SPIRLOCK		2 x 415 g = 830 g	12				✔✔	✔	✔✔
VASAK LEVERLOCK		2 x 445 g = 890 g	12				✔✔	✔	✔✔
VASAK FLEXLOCK		2 x 420 g = 840 g	12				✔		✔✔
IRVIS SIDELOCK		2 x 386 g = 772 g	10				✔	✔✔	✔✔
IRVIS SPIRLOCK		2 x 390 g = 780 g	10				✔	✔	✔✔
IRVIS FLEXLOCK		2 x 395 g = 790 g	10						✔✔

ICE AXES

Climbing ice axes Piolets tractions		Dimensions *Dimensions*	Wristloop included *Livré avec dragonne*	Ice climbing *Cascade de glace*	Extreme alpinism *Alpinisme extrême*	Mountaineering *Alpinisme*	Ski touring *Ski alpinisme*	Glacier walking *Randonnée glaciaire*
QUARK ERGO	666 g	50 cm		✔✔				
QUARK P / M	645 g	50 cm	CLIPPER	✔✔	✔✔			
AZTAR P / M	590 g	50 cm	FREELOCK	✔	✔✔	✔✔		
P'TIT LOUP P / M	410 g	40 cm		**Children / Rescue** *Junior / secours*				
Alpinism and walking ice axes Piolets alpinisme et randonnée								
GUIDE	700 g	52 - 59 - 66 - 73 cm			✔	✔✔	✔	
COSMIQUE	585 g	52 - 59 - 66 - 73 cm			✔	✔✔	✔	
COSMIQUE LIGHT	510 g	52 - 59 - 66 - 73 cm				✔✔	✔	✔✔
SNOWALKER	415 g	60 - 68 - 75 cm					✔	✔✔
SNOWRACER	340 g	50 cm					✔✔	✔✔
SNOWSCOPIC	450 g	65 -> 105 cm						✔✔

PETZL

© JF.Hagenmuller

MONT-BLANC MASSIF, FRANCE

AIGUILLE DES PÈLERINS

NORTH FACE, BEYOND THE GOOD AND THE EVIL

Of fleeting appearance, BEYOND is one of those rare climbs that only emerges for a few weeks of the year – the good years! – offering those who attempt it the pleasures of climbing this discontinuous streak of ice on a forbidding north face. Protection is few and far between, mixed or largely rocky sections, all your Alpine experience is needed to get to the top of this one. Nagging doubt in the face of an iced-up corner (not enough ice), uncertainty about the next pitch (will there be enough ice?) and the fatigue that sets in as you begin to glimpse the "col des Pèlerins" and the end of those fourteen pitches…

Once again you gamble with patchy snow and modern-day mixed climbing: you kid yourself others have gone this way so that you don't keep thinking you're opening up a new route. Pioneering this line, or just re-inventing it. The difference is written in guidebooks, not during the climb.



GET THE FULL STORY FROM:
"Neige, glace et mixte" (Snow, ice and mixed), by François Damilano and Godefroy Perroux, published by Ice Connexion

KEY INFORMATION

Departure: Chamonix.
Difficulty: V 5+ to 6, sequences of 5c and A1/A2 some years
Height: 600 metres.
Time of year: sometimes in early season (end November).
Time: a full day
Equipment: a bold climb with little equipment, just short screws, pitons and nuts.
First climbed by: Andy Parkin and Mark Francis Twight, 21 and 22 April 1992, on their third attempt.
Map: IGN Top 25 Chamonix, 3630 OT.

ANCHORS & ACCESSORIES

1.

2.

1.

Rotating hanger/handle for quick, easy placement

2.

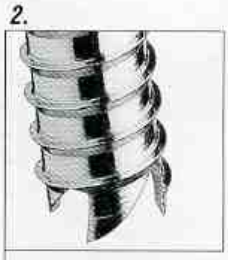

Flawless finish, thread geometry and cutting elements optimized for rapid penetration

ICE / SNOW ANCHORS p. 093

ICE ANCHOR ACCESSORIES p. 094

ROCK ANCHORS p. 096 p. 097

CAVING ANCHORS p. 098

ROCK AND CAVING ANCHOR ACCESSORIES p. 099

ACCESSORIES p. 100 p. 101 p. 102 p. 103

TECHNICAL PAGES p. 134

PETZL charlet

ICE / SNOW ANCHORS

• LASER P71

Ice screw

High performance ice screw, available in 4 sizes.

• Optimized penetration into the ice:
- aggressive teeth bite into the ice with one and a half rotations, possible with one hand,
- polished surface enables easy, smooth placement.

• Good resistance to pulling out, because the tube is designed to deform under severe impact loading.

• Hanger with double clip-in point and striking surface for cleaning ice from the tube without damaging the screw.

• All ice screws except the 10 cm version are CE / UIAA certified.

Reference	Size	Weight
P71 210	21 cm	184 g
P71 170	17 cm	164 g
P71 130	13 cm	146 g
P71 100	10 cm	128 g

• ICEFLUTE NEW · 2004 V10

Protective ice-screw holder

5 tubes carry ice climbing screws.

• Protects the screws against damage from rock, the climber and his equipment.

• The screws are stored vertically and are easily organised with one hand.

• Screws are held securely in the tubes with easy removal via the release tab.

• Open-ended design helps avoid ice/snow buildup.

• Can be carried across the chest or on the belt.

• Frees up the harness for other equipment.

• Each tube may be used individually.

• For ice screws up to 20 mm in diameter.

155 g

• LASER SONIC NEW · 2004 P70

Ice screw with rotating hanger/crank

Lightning fast ice screw with rotating hanger/crank for ultra effecient placement and removal, available in 4 sizes.

- the clip-in point turns freely on the hanger (for rapid placement and unscrewing),
- the clip-in point retains horizontal play on its axis (allowing the wrist to remain aligned with the tube during rotation).

• Ergonomic grip for the hand during placement: the clip-in point is large and easy to hold.

• Ice screw cannot be dropped on removal: it remains clipped to the rope.

• Reduced risk of accidental unclipping: the clip-in point turns to follow the position of the carabiner.

• Optimized penetration into the ice:
- aggressive teeth to bite into the ice with one and a half rotations, possible with one hand,
- polished surface enables easy, smooth placement.

• Good resistance to pulling out, because the tube is designed to deform under severe impact loading.

• Head with striking surface for cleaning ice from the tube without damaging the screw.

• All ice screws except the 10 cm version are CE / UIAA certified.

Reference	Size	Weight
P70 210	21 cm	205 g
P70 170	17 cm	185 g
P70 130	13 cm	165 g
P70 100	10 cm	149 g

• SNOWTUBE 68810

Snow anchor

Snow stake for use planted, or buried as a deadman. Useful for anchorage of a fixed rope, a tent, a handrail...

• Equivalent strength to a type T ice axe shaft (350 daN).

• Hole for sling to clip in a carabiner at the top of the tube.

• Reinforced top: protects the structure of the tube against hammer blows.

• Bevelled point.

Reference	Size	Weight
68810	55 cm	265 g
68820	100 cm	470 g
68830	150 cm	695 g

ICE ANCHOR ACCESSORIES

PETZL charlet

• TURBINE 65050

Crank for ice screw placement
Crank for placement and unscrewing of the LASER.
- Engages with the hanger of the ice screw.
- Long lever arm for easy penetration into the ice.
- Rotating handle offers a good grip even with gloves.
- Easily accessible when climbing: adjustable elasticized bandolier system for carrying.

80 g

PETZL charlet

• MULTIHOOK 04950

Multipurpose hook
The long stem can be used to clear the tubeof an ice screw.
- The wrench at the end of the shaft is useful for retightening a bolt anchor.
- The hook at the end of the stem is used to:
- catch the rope when making a thread anchor in ice,
- disengaging the cam of a camming device,
- unjamming a wired nut.

28 cm - 40 g

PETZL charlet

• HAND HOOK 64801

Hook for self-protection while ice-climbing
Hook providing a self-protection system for a climber on ice or mixed ground, or a means to position the rope for the second.
- Does not protect against falls from height.
- Stable in the holes left by ice axes: blade is hook-shaped.
- Can be hammered into ice-filled cracks thanks to the toothed blade.

127 mm - 130 g

PETZL charlet

• NITRO 67790

Energy absorbing sling
Energy absorbing sling for dubious protection points on ice, mixed ground and trad climbing.
- The tearing of the stitching absorbs the impact force exerted on the anchor in the case of a severe fall (tearing threshold at 2.5 kN, breakage at 22 kN).
- The energy absorption capacity increases with the number of branches.
- A Velcro link prevents the branches from hanging down and catching on other equipment.

Reference	Absorption	Size	Branches	Weight
67790	Low	20 cm	2	40 g
67795	Medium	24 cm	2	50 g
67800	High	16 cm	6	60 g

• CARITOOL NEW-2004 P42

Tool holder
A carabiner-shaped tool holder designed to organise gear attached to a harness.
- Ice-screws, pitons, cams, as well as small tools, can be arranged and accessed single- handedly.
- Slips easily onto the harness waistbelt.
- The clip on the inside of the carabiner helps stabilize its position on the harness.
- The shape of the carabiner allows for easy organisation of gear.
- There is a small hole at the top for attaching a keeper cord, to help prevent dropping critical gear.
- Strong and lightweight.

Please note: this tool holder is not a load bearing device. It can only carry the weight of gear up to 10 kg.

CE - 25 g

Norway.
© Pascal Tournaire


PETZL

ROCK ANCHORS

• CŒUR GOUJON P32 / P33

Complete anchor assembly
Comprised of a COEUR hanger, expansion bolt and nut.
- in stainless-steel,
- 2 diameters available: 10 mm and 12 mm.

EN 959 - UIAA

Reference	Anchor diameter	Size	Weight
P32	10 mm	55 mm	68 g
P33	12 mm	67 mm	118 g

• COEUR P34050 / P38150

Hanger
Multi-directional, stainless-steel. two hole diameters available; 10 mm and 12 mm.

EN 959 - UIAA - 40 g
Diameter 12 mm : ref: P38150
Diameter 10 mm : ref: P34050

• LONG LIFE P38

12 mm Expansion Anchor
Bolt with a non-removable hanger.
- Placement by hammer into drilled hole.
- Bolt expands when the central stem is driven in.
- No wrench is required.
- Stainless-steel.

EN 959 - UIAA - 99 g
Bolt diameter: 12 mm
Length: 47 mm

• BAT'INOX P57

14 mm Resin anchor
Especially suited to soft rock types and concrete.
- Forged stainless-steel.
- The surface of the stem allows for the application and adherence of resin.

EN 959 - UIAA - 250 g
Diameter: 14 mm
Length: 100 mm

• COLLINOX P55

10 mm Resin anchor
Designed for long-term installation.
- Forged stainless-steel.
- The surface of the stem allows for the application and adherence of resin.

EN 959 - UIAA - 94 g
Diameter 10 mm
Length: 70 mm

• AMPOULE BAT'INOX P41

Resin glue for BAT'INOX
Required for placing the BAT'INOX anchor.

20 g

• AMPOULE COLLINOX P56

Resin glue for COLLINOX
Required for placing the COLLINOX anchor.

14 g

• ROCHER MIXTE 65106

Forged piton in semi-hardened steel
Piton for thin, parallel-sided cracks in limestone or granite.
• Deforms to follow the shape of the crack (semi-hardened steel, not heat treated).

CE / UIAA - 90 g en 8 cm

Reference	Size	Type
65106	6 cm	P
65108	8 cm	P
65110	10 cm	P

• U 65312

Forged piton in semi-hardened steel
Piton for wide cracks in limestone or granite.
• Deforms to follow the shape of the crack (semi-hardened steel, not heat treated).

CE / UIAA - 125 g en 10 cm

Reference	Size	Type
65312	10 cm	P
65314	12 cm	P

• V CONIQUE 66007

Channel piton in chrome steel
Piton for flared, rounded cracks in granite and hard rocks.
• Holds by jamming: the composition and heat treatment make it resistant to deformation.

CE / UIAA - 95 g en 11cm

Reference	Size	Type
66007	7 cm	P
66011	11 cm	S

• UNIVERSEL 65406

Forged piton in semi-hardened steel
Piton for flared cracks in limestone or granite.
• Deforms to follow the shape of the crack (semi-hardened steel, not heat treated).

CE / UIAA - 95 g en 7 cm

Reference	Size	Type
65406	5 cm	P
65408	7 cm	P
65410	9 cm	P

• LIVANOS 65504

Channel piton in chrome steel
• Piton for thin cracks in granite and hard rocks. Does not provide protection against falls from height.
• Holds by jamming: the composition and heat treatment make it resistant to deformation.

48 g en 8 cm

Reference	Size	Type
65004	4 cm	P
65006	6 cm	P
65008	8 cm	P
65510	10 cm	P

CAVING ANCHORS

• VRILLEE P13

• Holds the carabiner parallel to the rock:allows the rope free passage through the carabiner.
• Lightweight: a good choice for alpine expeditions.

32 g

• CLOWN P20

Bolt hanger
• The shape of this hanger allows the rope to be attached without a connector.
• keeps the rope away from the rock

40 g

• DELTA P11

Triangular steel maillon
• In steel.
• Resistance: 25 kN large face, 10 kN small face.

CE EN 12275 - 150 g

• GO P15

Oval maillon
• In steel.
• Large opening.
• Resistance: 25 kN large face, 10 kN small face.

CE EN 12275 - 60 g

• SPEEDY P14

Maillon with rapid gate
• In aluminum alloy .
• Rapid gate: only 4 turns to open.

23 g

• COUDEE P04

Bolt hanger
Holds the carabiner perpendicular to the rock: keeps the rope away from the rock.

32 g

• CHEVILLE AUTOFOREUSE P12

Self-drilling expansion-bolt anchor
• Diameter of 12 mm for an 8 mm threaded bolt.

21 g

• DEMI-ROND P18

Semi-circular maillon
• In aluminum alloy.
• Resistance: 25 kN large face, 10 kN small face.

CE EN 12275 - 55 g

• PRESTO P10

Maillon with wide rapid gate
• In steel.
• Wide shape: can hold several carabiners and the rope.
• Rapid gate: only 4 turns to open.

65 g

ROCK AND CAVING ANCHOR ACCESSORIES

• BOLTBAG C11

Bolting equipment pouch
- Two compartments with velcro closures.
- A flap with closing strap.
- Made from PVC for durability.

170 g

• ROCPEC P26

SDS-bit hand drill
Hand drill that accepts SDS drill bits.
- Can drill holes of varying depths and diameters for all types of anchors.
- Easy set-up and dismantling without the need for a bit key.

198 g
Accessories:
- 10 mm bit P26210
- 12 mm bit P26212

• TAM TAM P16

Caving hammer for bolting
Designed for placement of bolt anchors with a hand drill.
- Handle equipped with a 13 mm key to fit 8 mm bolts.
- Security wrist leash.

535 g

• FIFI 68800

Hook for resting on anchor points while aid climbing
- Lower clip-in hole for attachment of etriers or any other accessory.
- Small upper hole for attachment of a cord for recovering the hook after moving upward.

38 g

• PERFO SPE P08

Drill for self-drilling anchors
- Compact and lightweight.
- Fitted with a pivoting metal mini handle that facilitates grip.
- Diameter 8 mm.

208 g

• ROCPEC ADP P26250

Adaptor for the ROCPEC drill
Increases the ROCPEC's versatility and makes the placement of 12 mm self-drilling expansion bolts, both comfortable and efficient.
- It has an 8 mm thread and a fitting for ROCPEC drill bits.

37 g

• JUMBE 63200

Hammer for placing pitons
An essential accessory for adventure climbing, aid climbing or for new routes.
- Rubber grip for absorption of vibrations.
- Hole in head for clipping in a chain to pull out pitons.

31 cm - 570 g

ACCESSORIES

• GRADISTEP C08

5-step Etrier for aid climbing
Etrier with storage pouch for aided sections whilst free climbing.
- 5 steps.
- Storage pouch.
- Can be clipped in directly on the anchor or on the FIFI hook.
- Mounted with a STRING to hold the anchor carabiner.

146 g

• QUICKFIX C09100

Adjustable lanyard for aid climbing
Indispensable on traverses and on overhanging walls, allows for ideal positioning for pegging.
- DoubleBack buckle gives micrometric length adjustment.
- Attaches to the harness with a simple connection.
- Mounted with a STRING to hold the carabiner.
- A 3 mm attachment loop hole allows easy adjustment.
- A ring on the free end of the webbing for peg attachment during climbing.

Attention: the QUICKFIX does not protect from falls, not to be used as a lanyard (resistance 150 daN).

68 g



• WALLSTEP C01

7-step Etrier for aid climbing
Etrier for progression in aid climbing.
- 7 steps with 2 half-steps at the top for easing up to the maximum height.
- Wide strengthened webbing reinforced for wear and tear.
- Useful handle loops at the top of the Etrier
- Can be clipped in directly on the anchor or on the FIFI hook.
- Mounted with a STRING to hold the anchor carabiner.

145 g

• LOOPING C25

4-step Etrier for aid climbing
- 4 steps.
- Wide strengthened webbing reinforced for wear and tear.
- Can be clipped in directly to the anchor.

145 g

• QUICKSTEP C09

Adjustable single-step Etrier for aid climbing
Adjustable single-step Etrier
- DoubleBack buckle allows the length of the Etrier to be adjusted rapidly.
- Can be clipped in directly on the anchor or on the FIFI hook.
- Mounted with a STRING to hold the anchor carabiner.
- A 3 mm attachment loop hole allows easy adjustment.
- A ring on the free end of the webbing for peg attachment during climbing.

142 g

• SPELEGYCA C44

Double lanyard
Designed for passing rebelays when caving or canyoning.
- Asymmetric for use on vertical ropes.
- Attaches to the harness with a rapid gate maillon.
- Equipeed with a STRING on each of the two straps to hold the carabiners in place.

CE EN 354 - UIAA - 90 g

• PROTEC C45

Rope protector
Created to protect the rope from abrasive surfaces.
- A strong PVC sleeve, lightweight and supple.
- The Vecro closure and gripper clip makes it easy to place on and remove from the rope.

95 g

• GOUTTE D'EAU P06

Wide-radius hook
- Wide radius.
- Suitable for hooking on a variety of features and holes in the rock...

46 g

• REGLETTE P06S

Narrow radius hook
- Narrow hook radius and small contact point.
- For purchase on small flakes and edges, or even on a drill-bit hole.

38 g

• PAW P63

Rigging plate
For belay organisation and creating a sytem of multiple anchors. Useful in big wall climbing and for the set-up of tyrolean traverses.
- 4 anchor point holes.
- Can give good load distribution.
- Light and robust: aluminum.

CE - 240 g

• SWIVEL P58

Swivel with ball bearings
Positioned between the rope and the load, the swivel avoids twisting of the rope as the load turns.
- Allows loading for up to 3 carabiners .
- Sealed ball bearings.

CE - 131 g

• SWIVEL L NEW·2004 P58 L

Ball bearing swivel for use with multiple carabiners
Large version of the SWIVEL which allows placement for up to 3 carabiners at both ends.

CE - 142 g

ACCESSORIES

• ANNEAU C40

Sewn nylon sling

For use as a runner for setting up belays and other anchor points.

- Available in 5 different sizes.

CE - UIAA

Reference	Size	Weight
C40 24	24 cm	26 g
C40 60	60 cm	58 g
C40 80	80 cm	80 g
C40 120	120 cm	98 g
C40 150	150 cm	133 g



• ST'ANNEAU C41

Sewn Dyneema sling

For use as a runner for setting up belays and other anchor points.

- Lighter and more supple than nylon slings.
- Available in 3 different sizes.

CE- UIAA

Reference	Size	Weight
C41 24	24 cm	15,5 g
C41 60	60 cm	35 g
C41 120	120 cm	68 g

• CODALIX S36

Ergonomic chalk bag

- Ergonomic chalk bag with zip
- Very wide opening.
- Fast closure with the zip.
- Interior material allows for good chalk distribution to the hands.
- Adjustable webbing belt included.

115 g

• CHALK ROUND C50

Large chalk bag

- A zip pouch underneath the bag for holding energy bars or car keys.
- Pull-cord closure.
- Snap clip for attachment to the harness.
- Adjustable webbing belt included.

80 g

• POWER CRUNCH NEW · 2004 P22 2

Chunky chalk

- A mixture of chalk powder and chunks that helps reduce dust.
- Storage in tubes: no leakage during transport.

110 g
Magnesium carbonate

• SPATHA S92

A knife with clip on attachment

Easy opening knife with clip on attachment ring. Can be attached to a harness or a bag makes it extremely difficult to lose.

- Attachable to a harness or a bag.
- Easy opening due to the cut away shape of the handle.
- Small serated blade used for cutting webbing and rope: Large smooth blade ideal for cutting bread and sausages!
- Waterproof: rust proof blade and plastic handle.

Reference	Color	Closed size	Weight
S92 S	Orange	98 mm	50 g
S92 L	Blue	120 mm	70 g

• CARNET S90 / S91

Topographic notebook for caving

- 40 cross-ruled pages.
- Polyester pages, waterproof and tear-proof.
- Semi rigid plastic cover.
- Spiral bound.

Available in 2 sizes:
15 x 10,5 cm (A6), 150 g, réf. S90
21 x 15 cm (A5), 210 g, réf. S91

PETZL charlet

• DEXTAR NEW · 2004 K50

Ice climbing gloves

- Trim fit: thin and very precise
- Leather palm for good grip and durability.
- Water resistant.
- Temperature-regulating lining.
- Breathable anti-snow gauntlet covers the wrists and closes wtih an elastic draw cord.

120 g
Sizes from XS to XL

PETZL charlet

• THERMIX NEW · 2004 K51

Alpine Mountaineering Gloves

- A good combination of warmth and precision for winter mountaineering.
- Temperature-regulating lining, with extra insulation on the top of the hand.
- Long, breatheable anti-snow gauntlet.
- Water resistant.
- Leather palm for good grip and durability.

150 g
Sizes from XS to XL

PETZL



© Mario Colonel







GÖSCHENERALP, CENTRAL SWITZERLAND

SALBITSCHIJEN

WESTERN ARETE

The pleasure of climbing. On and on. Completing thirty pitches,
that's great, because after a while you don't look at the topo any more.
You just say to yourself at that point: we're half way and that's all.
Get over a step, a second one, then a third. Climb up a section of slabs, cross a forest of ribs, navigate another obstacle … Hesitate in face of an overhang, think of those who were the first to pass by there, and discover, just alongside, a hidden crack. Climb on the knife edge where others have taken a lower ledge. Dance on those spikes of granite on rock that cuts like a knife. Straddling the western Salbitschijen arete is the sheer pleasure of freedom. It's like tracing a garland around this marvellous mountain. The only weakness: not wanting all this to stop.
Even worse: not wanting to climb down again once you have reached the peak.
So you can stay on there, a little bit more, in the middle of the world.

KEY INFORMATION

Departure:
Salbithütte, near to Göscheneralp Tal
Difficulty:
TD, 6b max. A sustained route with many pitches at 5c/6a
Height: 500m
Time of year: summer, early autumn
Time: 6 to 7 hours
Equipment: take along a set of nuts
Map: national map of Switzerland 1/25,000, no. 1211, "Meiental".

GET THE WHOLE STORY FROM:
See the topo «Schweiz Plaisir», by Jürg von Kanel, published by Filidor.
And also the Alpine Club guide, "Bernese Oberland & Salbitschijen".

OVERSUITS / UNDERSUITS
PACKS

OVERSUITS UNDERSUITS

CLIMA K25 — p. 106
BURYSTRETCH K35
SUD K40 — p. 107
STYX K20

PACKS

PORTAGE S32 — p. 108
TRANSPORT C02
PERSONNEL C14
PORTO C33
ARABAS S31
CLASSIQUE C03 — p. 109
SIMPLEX S37
ARTUBY S63
ALCANADRE S64

TECHNICAL PAGES — p. 134

• CLIMA K25

Undersuit for very cold conditions

Technical undersuit for very cold caves (or for cavers who really feel the cold…), to be worn under a waterproof oversuit.

- Technically advanced and warm: Power-stretch napped on both sides.
- Comfortable because of the elasticity of Power-stretch.

Sizes: S, M, L, XL, XXL

• BURYSTRETCH K35

Undersuit

Undersuit to be worn under a waterproof oversuit, for greater comfort and warmth.

- Comfortable because of the elasticity of Power-stretch.
- Reinforcing patches on the seat and at the knees.
- Extremely rapid drying.
- Possible to insert kneepads.

Sizes: XS, S, M, L, XL

• SUD K40

Top of the range oversuit

Oversuit for experts, strong and comfortable.

- Flexible and robust:
- polyurethane coated nylon fabric,
- reinforcing patches on the seat and at the knees,
- seams positioned away from areas subject to high wear.
- Practical design: Large exterior pocket
- Hood folded into the collar.

Sizes: XS, S, M, L, XL

• STYX K20

Classic oversuit

Oversuit for narrow and muddy systems.

- Strong and waterproof:
polyester fabric, PVC coated on both sides
- Stitched and welded construction.
- Practical design:
- large exterior pocket
- hood folded into the collar.

Sizes: XS, S, M, L, XL, XXL

PACKS

• PORTAGE S32

760 g - 35 l

Large capacity caving pack
Large capacity bag for approaches and all caving use.
- Oval base.
- 3 carrying handles and 1 transport strap.
- Interior equipment loop.
- Interior flap.
- Adjustable shoulder straps.

Height: 60 cm
35 l

• PERSONNEL C14

470 g - 15 l

Small caving pack
- Oval base.
- 2 carrying handles and 1 transport strap.
- Interior equipment loop.
- Interior flap.
- Adjustable shoulder straps.

Height: 45 cm
15 l

• TRANSPORT C02

1050 g - 45 l

Large capacity comfortable caving pack
Comfortable bag for use on approach treks and in large underground networks.
- Carrying comfort:
Padded belt and shoulder straps.
- Protection:
- extremely strong waterproof material,
- Exterior flap.
- Oval base.

Height: 67 cm
45 l

• PORTO C33

18 g

Webbing equipment loop
Very handy for organising and sorting your equipment.

• ARBAS S31

615 g - 23 l

Medium capacity caving pack (oval base)
- Oval base.
- 3 carrying handles and 1 transport strap.
- Interior equipment loop.
- Interior flap.
- Adjustable shoulder straps.

Height: 67 cm
23 l

• CLASSIQUE C03

600 g - 22 l

Medium capacity caving pack (round base)
- round base ideal for holding containers.
- 3 carrying handles and 1 transport strap.
- Interior equipment loop.
- Interior flap.
- Adjustable shoulder straps.

Height 60 cm
22 l

• SIMPLEX S37

500 g - 22 l

A simplified medium capacity caving pack
- Simple and efficient: without a flap and with non-adjustable shoulder straps.
- round base ideal for holding containers.
- 1 carrying handle and 1 transport strap.
- Interior equipment loop.

Height: 60 cm
22 l

• ARTUBY S63

520 g - 22 l

Canyoning pack
Simple and efficient bag.
- round base ideal for holding containers.
- 2 transport handles.

Height: 60 cm
22 l

• ALCANADRE S64

700 g - 37 l

Comfortable canyoning pack
Bag designed for canyoning including the approach trek.
- Carrying comfort: padded adjustable shoulder straps.
- Large capacity: 37 l, holds 3 x 6 l containers.

Height: 60 cm
37 l



SIERRA DE GUARA, SPAIN

BARRANCO DE OTÍN

Guara is the kingdom of the barrancos, canyons which bisect the harsh landscape of the mountain. Water flowing over stone has created the giant steps in the Barranco de Otín. It all starts with two long abseils into the unknown, down into the depths of the mountain, down into the «oscuros» - virtually subterranean passages. The filtered light gradually fades as the descent of the barranco continues, whilst the wind whispers between the narrow canyon walls. A Glimpse of blue sky, with circling vultures, reminds you of the world outside. More abseils follow, long and overhanging, descending among eroded baroque limestone sculptures, or swim a great plunge-pool…
Finally, you are left with magic impression that the sierra lets you see, in its most secrete folds, its absolute beauty... Before returning to the light, under the implacable sun of High Aragon.

KEY INFORMATION

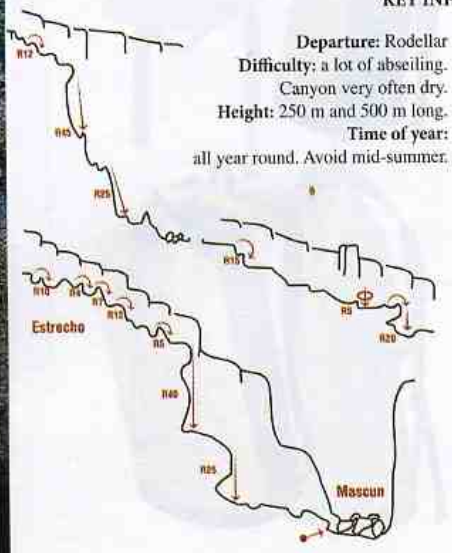

Departure: Rodellar
Difficulty: a lot of abseiling. Canyon very often dry.
Height: 250 m and 500 m long.
Time of year: all year round. Avoid mid-summer.

Time: 2 hours approach, 3 hours for the canyon, 1 ½ hours for the return.
Equipment: anchor points in place. Take two ropes of minimum 45 m.
First descended: in 1982 by Ch. Abadie, C. Goni, A. Palacin, A. Santolaria and S. Valon.
Map: Guara Sierra and Canyons Park. 1/40,000, published by Pireneo in Huesca, 1998.

GET THE FULL STORY FROM:
"Descentes de canyons dans le Haut-Aragon" (Descending canyons in High Aragon), volume 1, Guara Sierra and western High-Aragon, Patrick Gimat with collaboration from J-P. Pontroué, Edisud, 1995.



© Christophe Levillain

HEADLAMPS

HANDS FREE LIGHTING

The concept of the headlamp seems so obvious today.
However, in 1972 when Petzl invented the first headlamp, the idea of attaching the lamp and the battery case to a headband was very innovative:
by freeing the hands, any activity could be carried out thanks to a beam of light that remained oriented in the direction the wearer was looking.
Since then, the headlamp has become a major factor for safety and efficiency.
Today, the Petzl range of headlamps, by its innovations, (the use of LEDs), and by its diversity responds to the demands of numerous situations, from the most extreme (cave exploration, mountaineering...) to everyday needs.
From an arctic expedition to the glove box of a car, from diving to ski-mountaineering, or to read a - good! - book in the hut, Petzl's expertise lights your way everywhere.

LED TECHNOLOGY

LEDs (Light Emitting Diodes) generate light without the use of filaments, without encapsulation in glass and without heating a gas. The light produced by the LEDs is much more brilliant than that produced by a standard bulb.
The LEDs:
- use only one-tenth as much energy as a standard bulb,
- are unbreakable and resistant to impact and vibrations,
- have a lifetime of 100 000 hours,
- operate between -40 °C and +80 °C,
- do not heat up,
- give out a spread of even white light, permitting excellent visibility.

COMPACT LAMPS

TIKKA® PLUS E47 P — p. 114
ZIPKA® PLUS E48 P
TACTIKKA PLUS E49 P
TACTIKKA PLUS CAMOUFLAGE E49 PC
TIKKA® E43 P — p. 116
ZIPKA® E44 P
TACTIKKA E46 P
TACTIKKA CAMOUFLAGE E46 PC

UNIVERSAL LAMPS

MYO® E26 P - MYO® noir E26 PN — p. 118
MYO® 3 E27 P - MYO® 3 noir E27 PN
MYO® 5 E28 P - MYO® 5 noir E28 PN
MYOBELT 3 E29 P - MYOBELT 3 noir E29 PN — p. 119
MYOBELT 5 E30 P
ZOOM HALOGENE E22 NOI — p. 121
MICRO E03 NOI
SAXO® E35 NOI

WATER RESISTANT LAMPS

DUO® LED 5 E69 — p. 122
DUO® LED 8 E71
DUOBELT LED 5 E73 P — p. 123
DUOBELT LED 8 E74 P
MODU'LED 5 DUO E60220
MODU'LED 8 DUO E60900
SAXO AQUA E39

CAVING LAMPS

FIXO DUO E63 — p. 124
ACETO E18
ARIANE E50
EXPLORER E70
SPELIOS E75
MODU'LED 14 DUO E60970

ACCESSORIES, SELECTION CHART — p. 126, p. 128

TECHNICAL PAGES — p. 134

4. Recessed on/off switch controls the 3 brightness settings and a flashing mode

1.

4 bright, white LEDs

2.

Tilting head allows the user to direct the light precisely where it is needed

3.

Wide elastic headband for comfort

COMPACT LAMPS

• TIKKA® PLUS E47 P

CE - 78 g **NEW** 2004

Ultralight 4 LED headlamp with multiple lighting levels and elastic headband

- Three brightness settings (maximum, optimum, economy) and a blinking mode.
- Ergonomically designed elastic headband.
- Tilt options allows the light beam to be directed where needed.
- Long light duration up to 150 hours.
- Water-resistant for all-weather use.
- Requires 3 AAA / LR03 batteries (included).

78 g with batteries

• ZIPKA® PLUS E48 P

CE - 65 g **NEW** 2004

Ultralight 4 LED headlamp with multiple lighting levels and retractable cord

Retractable cord can be used to attach lamp to the head, wrist, to the handlebars of a cycle, etc...

- Very lightweight (65 g including batteries).
- Three lighting levels (maximum, optimum, economy) and a blinking mode.
- Long light duration up to 150 hours.
- Water-resistant for all-weather use.
- Requires 3 AAA / LR03 batteries (included).

65 g with batteries

• TACTIKKA PLUS E49 P

CE - 78 g **NEW** 2004

Ultralight 4 LED headlamp with multiple lighting levels and pivoting red filter

This headlamp has the ability to switch between white or red-filtered proximity lighting along with long battery duration.

- 3 brightness settings (maximum, optimum, economy) and a blinking mode.
- Alternates easily between white and red light simply by moving the pivoting filter over the LEDs.
- Long light duration up to 150 hours.
- Lightweight and comfortable to wear.
- Water-resistant for all-weather use.
- Ergonomically designed, comfortable to wear elastic headband.
- Requires 3 AAA / LR03 batteries (included).

78 g with batteries

• TACTIKKA PLUS CAMOUFLAGE E49 PC

CE - 78 g **NEW** 2004

4 LED headlamp, camouflage color, with multiple lighting levels and pivoting red filter

Wasatch Crest Trail, Utah. USA.
© John Evans

PETZL

COMPACT LAMPS

• TIKKA®

E43 P

CE - 70 g

Ultralight 3 LED headlamp with elastic headband

Provides proximity lighting with long battery life

- Compact and lightweight lamp.
- 3 LEDs provide long light duration up to 150 hours with maximum light output for the first 24 hours.
- Lighting range: 10 m.
- Even white light.
- Requires 3 AAA / LR3 batteries (included).

70 g with batteries

• ZIPKA®

E44 P

CE - 64 g

Ultralight 3 LED headlamp with retractable cord

Gives proximity lighting with long battery life.

- The lightest and most compact model in the PETZL range.
- Attaches to the head, the wrist, or the handlebars of a bicycle utilizing a patented retracting strap system.
- 3 LEDs provide long light duration up to 150 hours with maximum light output for the first 24 hours.
- Lighting range: 10 m.
- Even white light.
- Requires 3 AAA / LR3 batteries (included).

64 g with batteries

• TACTIKKA

E46 P

CE - 70 g **NEW** 2004

Ultralight 3 LED headlamp with pivoting red filter

- Alternates easily between white and red light simply by moving the pivoting filter over the LEDs.
- Long light duration up to 150 hours with maximum light output for the first 24 hours.
- Lightweight and comfortable to wear.
- Water-resistant for all-weather use.
- Ergonomically designed elastic headband.
- Requires 3 AAA / LR03 batteries (included)

70 g with batteries

• TACTIKKA CAMOUFLAGE

E46 PC

CE - 70 g **NEW** 2004

Ultralight 3 LED headlamp, camouflage color, with pivoting red filter

COMPACT LAMPS ACCESSORIES

• POCHE TIKKA®

E43950

Belt pouch for TIKKA range

• POCHE ZIPKA®

E44950

Leather pouch for ZIPKA range

• Lenses kit for TIKKA® / ZIPKA®

E44850

Red, green and transparent filters

• Lens for TIKKA® / ZIPKA®

E44870

Transparent filter

UNIVERSAL LAMPS

MYO HEADLAMPS

Hybrid lamps with high-intensity Xenon Halogen and multiple LED lighting options.
- Long-range incandescent lighting with a range of up to 100 m (Xenon Halogen bulb).
- Long duration LED lighting that lasts up to 310 hours (MYOBELT 5).
- Compact and lightweight.
- Focusable Xenon Halogen beam.
- Lockable on/off switch also controls the focus of the Xenon Halogen beam.
- Tilting head allows for precise beam control.
- Ergonomically designed elastic headband.
- Impact resistant materials.
- Water-resistant for all-weather use.

- **MYO® 3** E27 P
- **MYO® 3 noir** NEW · 2004 E27 PN

CE - 137 g

A dual light source Xenon Halogen/3 LED headlamp
For outdoor enthusiasts who require the ability to swtich between both long-range and proximity lighting.
- Maximum light duration: 180 hours (LEDs).
- Maximum lighting distance of 100 m (Xenon Halogen bulb).
- Battery pack worn on the head.

Supplied with a spare 6 V Xenon Halogen bulb (FR0231 BLI).
Supplied with 4 AA / LR6 batteries (included).
237 g with batteries

- **MYO® 5** E28 P
- **MYO® 5 noir** NEW · 2004 E28 PN

CE - 138 g

A dual light source Xenon Halogen/5 LED headlamp with 3 brightness settings (LEDs)
For multi-sport outdoor enthusiasts who require the ability to switch between long-range and proximity lighting as well as the LED intensity to their activity:
- an optimum setting for walking.
- a maximum setting for running or climbing on steep terrain.
- an economy setting for reading.
- Regulated LED lighting provides consistent output without gradualy dimming.
- Maximum light duration: from 30 to 160 hours (LED).
- Maximum lighting range 100 m (Xenon Halogen bulb).
- Battery pack worn on the head.

Supplied with a spare 6 V Xenon-halogen bulb (FR0231 BLI).
Supplied with 4 AA / LR6 batteries (included).
238 g with batteries

- **MYO®** E26 P
- **MYO® noir** NEW · 2004 E26 PN

CE - 131 g

A bright headlamp utilizing a single incandescent light source
The lightest, most compact and simplest lamp of the MYO range; ideal for campers and hikers.
- Provides quality long-range lighting up to 100 m
- Battery pack worn on the head.

Supplied with a Xenon Halogen (FR0231 BLI). and a spare 6 V standard bulb (FR0241 BLI).
Supplied with 4 AA / LR6 batteries (included).
231 g with batteries

• MYOBELT 3 E29 P
• MYOBELT 3 noir NEW · 2004 E29 PN

CE - 157 g

A dual light source Xenon Halogen/3 LED headlamp with remote battery pack

An alternate version of MYO 3 with the batteries worn on a belt instead of the head. This enables the batteries to be kept warm while resisting degradation due to cold temperatures.
Ideal for mountaineering and endurance events.

- Maximum light duration: 180 hours (LEDs).
- Maximum lighting distance of 100 m (Xenon Halogen bulb).
- 4 AA / LR6 battery pack can be worn on the belt or tucked into a jacket pocket.
- Extremely lightweight on the head due to the remote battery pack.

Supplied with a spare 6 V Xenon Halogen bulb (FR0231 BLI).
Supplied with four AA / LR6 alkaline batteries (included).
257 g with batteries



• MYO noir E26 PN

• MYO 3 noir E27 PN

• MYO 5 noir E28 PN

• MYOBELT 5 E30 P

CE - 173 g

A dual light source Xenon Halogen/5 LED headlamp with 3 regulated power settings (LEDs) and a remote battery pouch that can be worn under clothing or attached to a belt

An alternate version of the MYO 5 providing exceptional battery life even in very low temperature conditions.

- Maximum light duration: from 30 to 360 hours (LEDs).
- Maximum lighting distance: 100 m (Xenon Halogen bulb).
- Battery pouch can be slipped under clothing or worn on a belt.
- Extremely lightweight on the head due to the remote battery pack.

Supplied with a spare 6 V Xenon Halogen bulb (FR0231 BLI).
Supplied with 4 C / LR14 batteries (included).
280 g with batteries



• MYOBELT 3 noir E29 PN

PETZL


PETZL

UNIVERSAL LAMPS

• MICRO E03 NOI

100 g

Lightweight 3 V headlamp, with adjustable beam

An affordable headlamp with infinite uses.

- Tilt options allows the light beam to be directed where needed.
- Optical bezel switch and zoom for adjustment of the width of the beam.
- Adjustable head band made from a synthetic elasticized material.
- Optional red filter is available (E03710).
- Lighting range: 10 m.
- Light duration: 7h30.
- Requires 2 AA / LR6 batteries (not included).

Supplied with a standard 3 V spare bulb (FR0161 BLI).
100 g without batteries

• ZOOM HALOGENE E22 NOI

170 g

4.5 V headlamp with Halogen bulb

Powerful headlamp for almost any occasion.

- Perfectly balanced from front to back, this headlamp provides a comfortable fit with natural positioning on the head.
- Tilt options allows the light beam to be directed where needed.
- Zoom bezel switch adjusts the width of the beam.
- Battery case is built from a soft plastic/rubber combination for ultimate comfort when worn.
- Adjustable head band made from a synthetic elasticized material.
- Light duration: 5h45 (3 LR12) or 3h30 (Petzl rechargeable battery).
- Lighting range: 100 m.
- Requires a single 3LR12 4.5 V battery or 3 AA / LR6 batteries using the E13 adaptor (not included).

Supplied with one 4.5 V standard spare bulb, incorporated into the front part of the lamp.
170 g without batteries

• SAXO® E35 NOI

115 g

2 in 1 lamp: headlamp and hand held

- Easily unclips from the elasticized headband for use as a hand held light.
- Elongated shape provides an ergonomic grip.
- Zoom bezel switch adjusts the width of the beam.
- Switch is both simple and easy to operate.
- Adjustable head band made from a synthetic elasticized material.
- 6 V halogen bulb available as an option (FR0500 BLI).
- Light duration: 9h00.
- Lighting range: 30 m.
- Operates with 4 AA / LR6 batteries (not inlcuded).

Supplied with a 6 V spare bulb (FR0600 BLI).
115 g without batteries

City of Rocks, Idaho, USA. John Di Cuollo .
© John Evans

WATER RESISTANT LAMPS

• DUO® LED 5 E69

200 g

Water resistant headlamp with dual light source: Halogen / 5 LEDs

This headlamp allows the user to alternate between long-range and proximity lighting with a flip of a switch.

- Dual light source: Halogen bulb for long-range lighting, and 5 LEDs for even, proximity lighting while providing long battery life.
- The Halogen light source has a variable focus feature allowing the user to adjust the beam width.
- Beam adjustment control and on/off switch are situated on opposite sides of the lighting unit, for ease of use.
- On/off switch can be locked to avoid accidental battery drain while stored.
- Tilt option allows the light beam to be directed where needed.
- Stainless steel contacts are corrosion resistant.
- Adjustable head band made from a synthetic elasticized material.

Operates with 4 AA / LR6 batteries (not included).

Supplied with spare halogen bulb (FR0500 BLI).
200 g without batteries

• DUO® LED 8 E71

200 g

Water resistant headlamp with dual light source: Halogen / 8 LEDs

- This headlamp allows the user to alternate between long-range and proximity lighting with a flip of a switch.
- Dual light source: Halogen for powerful lighting and 8 LEDs for even proximity lighting.
- The 8 LEDs are regulated for even light output and can be adjusted between 3 different brightness settings:
  - optimum level (10 meters): powerful lighting with long battery life.
  - maximum level (20 meters): very powerful lighting with a slightly shorter battery life.
  - economy level (3 meters): less powerful light with an extended battery life.
- Reserve Power Mode: when the batteries near the point of complete discharg, the DUO LED 8 switches automatically to a Reserve Power Mode, providing low-level, proximity lighting while extending burn time.
- The regulated LEDs provide an even light output until the Reserve Power Mode engages.
- Other characteristics are identical to those of DUO LED 5.
- Operates with 4 AA / LR6 batteries (not included).

Supplied with a spare halogen bulb (FR0500 BLI)
200 g without batteries

• DUOBELT LED 5 E73 P

270 g | NEW 2004

Water resistant headlamp with dual light source: Halogen / 5 LEDs and remote battery pack

An alternate version of the DUO LED 5 in which the battery pack is worn on a belt instead of on the back of the head.

- Redesigned belt mounted plastic battery pack is now water resistant.
- Extended battery life in low temperatures due to the ability to keep the batteries warm when worn inside a jacket.
- Minimal weight on the head due to the remote battery pack.
- Operates with 4 C / LR14 alkaline batteries
- included).

- Identical in other respects to the DUO LED 5.

Supplied with spare halogen bulb (FR0500 BLI). 550 g with batteries

• MODU'LED 5 DUO E60220

2,7 g

Contains a replacement reflector and a 5 LED module to upgrade any DUO series light

Replaces the mini 2-pin bulb or LED module of the DUO and DUOBELT series lamps.

- Lighting range: 17 m.
- Light duration: 160h (DUO), 250h (DUOBELT).

• SAXO AQUA E39

138 g

Waterproof 2 in 1 lamp: headlamp and hand held

Designed for aquatic or damp environments.

- Completely waterproof to 70 m.
- Krypton bulb provides a nice white light.
- Hammered finished reflector produces a smooth beam pattern free of shadow spots or rings.
- Top strap for greater stability on the head.
- Locking switch eliminates accidental battery drain while stored away.
- Replacement Halogen bulb (FR0870 BLI) available for longer light duration.

Operates with 4 AA/LR6 batteries (not included).

Supplied with a 6 V Krypton spare bulb (FR0850 BLI). 238 g with batteries

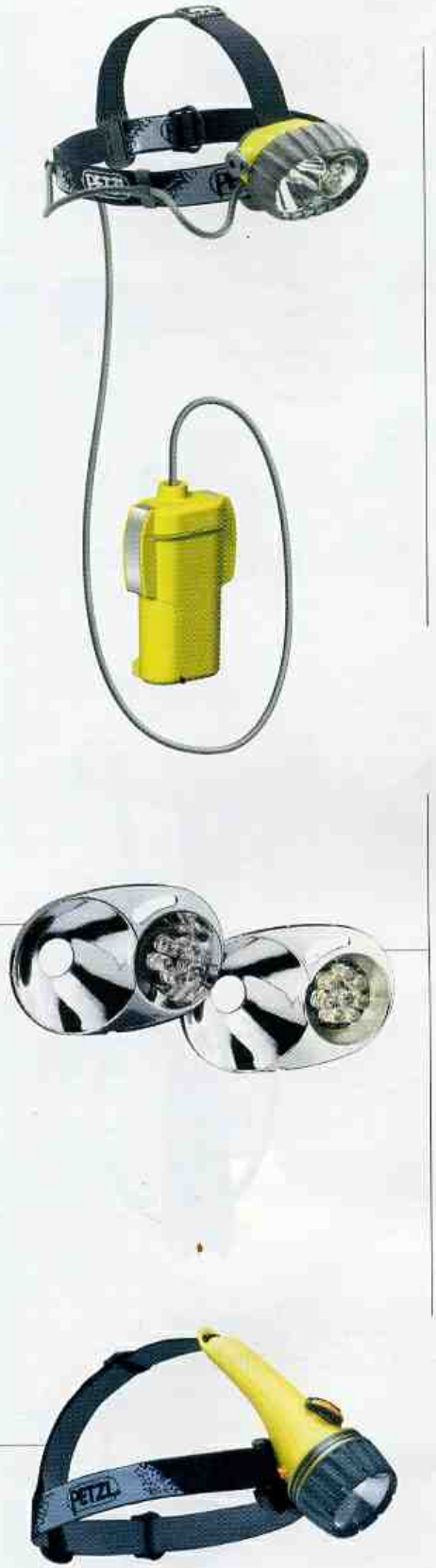

• DUOBELT LED 8 E74 P

270 g | NEW 2004

Water resistant headlamp with dual light source: 8 LED / halogen and remote battery pack

An alternate version of the DUO LED 8 in which the battery pack is worn on a belt instead of on the back of the head.

- Redesigned belt mounted plastic battery pack is now water resistant.
- Extended battery life in low temperatures due to the ability to keep the batteries warm when worn inside a jacket.
- Minimal weight on the head, batteries carried on the belt or under clothing.
- Operates with 4 C/LR14 alkaline batteries (included) Identical in other respects to the DUO LED 8.

Supplied with spare halogen bulb (FR0500 BLI). 550 g with batteries

• MODU'LED 8 DUO E60900

4,67 g

Contains a replacement reflector and an 8 LED module

Replaces the mini 2-pin bulb or any LED module of the DUO and DUOBELT series lamps.

- Lighting range: 3 m, 10 m, 20 m dependent upon the brightness setting selected.
- 3 brightness settings, selected by rapidly switching the LEDs on/off:

- an optimum setting (10 meters): powerful lighting with long battery duration,
- a maximum setting (20 meters): very powerful lighting with a slightly shorter battery life,
- an economy setting (3 meters): less powerful light with an extended battery life.

- Reserve Power Mode: when the batteries near the point of complete discharge, the MODU'LED 8 switches automatically to a Reserve Power Mode, providing low-level, proximity lighting while extending burn time.
- The regulated LEDs provide an even light output until the Reserve Power Mode engages.

CAVING LAMPS

• FIXO DUO E63

200 g

DUO headlamp with hardware provided for mounting directly to a helmet

180 g without batteries

• EXPLORER E70

725 g

Caving helmet, a combination of three products: the ECRIN ROC adjustable helmet, the DUO head lamp and the ACETO acetylene light

- With its low-delivery (14 liters) jet, the ACETO will burn for 12 hours.
- If electric lighting is selected (DUO), 2 possibilities: powerful halogen lighting or more economical lighting using the standard bulb. These two light sources are fitted to the ECRIN ROC helmet.

• SPELIOS E75

CE - UIAA - 535 g **NEW** 2004

Helmet with electric light for caving

A dual lighting source lamp (halogen and 14 LEDs) mounted on an ELIOS helmet.

- All-electric lighting, lightweight and easy to use.
- Tilting head with 2 light sources: halogen and 14 LED module with 3 lighting levels.
- Lamp is water resistant up to 5m.
- Helmet specifications: See ELIOS helmet p. 08.

535 g without batteries
Works with 4 rechargeable AA/LR6 1,5 V. batteries
CE - UIAA

• ACETO E18

95 g

Acetylene lighting with piezo ignition

- Supplied with two acetylene jets : low (14 liters) and high delivery (21 liters).
- Mounted on a spring to absorb impacts in narrow passages.
- Rapidly removed if necessary.
- Coated reflector for easy cleaning.

• ARIANE E50

400 g

Acetylene generator

- Cylindrical in shape, the Ariane can contain 400 g of carbide.
- It will not catch in squeezes or rust, and is very durable.

• MODU'LED 14 DUO E60970

NEW 2004

Contains a replacement reflector and an 14 LED module

" Réseau d'En Gorner , Galerie de Nohèdes ", Pyrénées. France.
© Christophe Levillain

PETZL

HEADLAMP ACCESSORIES

• CROCHLAMP S E04350

Set of 4 hooks for attaching a headlamp onto a thin-edged helmet

• CROCHLAMP L E04405

Set of 4 hooks for attaching a headlamp onto a thick-edged helmet.

• ZOOM red bezel E04910

• MICRO red bezel E03710

• MICRO POUCH E12

Headlamp pouch

• SAXO FILTER KIT E35900

Red and White Filters

• LR6 battery adapter E13

• ZOOM 12 v car charger E55300 2

• ZOOM mains charger EUR E55200

• ZOOM re-chargeable battery EUR E55100

• DUO re-chargeable battery and home charger EUR NEW·2004 E65 2

Large capacity rechargeable battery for the duo with rapid charger (4 h)

CE
Battery: Ni MH
Capacity : 2,7 Ah

• DUO 12 v car charger NEW·2004 E65300

BULBS

• MYO

FR00231BLI
Ampoule xénon 6 V
Xenon bulb 6 V

FR00241BLI
Ampoule standard 6 V
Standard bulb 6 V

• DUO, DUOBELT

FR0490BLI
Ampoule mini 6 V
Mini bulb 6 V

FR0500BLI
Ampoule halogène 6 V
Halogen bulb 6 V

• SAXO, ZOOM ZORA, ZOOM ZORABELT

FR0600BLI
Ampoule standard 6 V
Standard bulb 6 V

FR0500BLI
Ampoule halogène 6 V
Halogen bulb 6 V

• ZOOM

FR0021BLI
Ampoule standard 4,5 V
Standard bulb 4,5 V

FR0025BLI
Ampoule halogène 4,5 V
Halogen bulb 4,5 V

• MICRO

FR0161BLI
Ampoule standard 3 V
Standard bulb 3 V

FR0030BLI
Ampoule halogène 3 V
Halogen bulb 3 V blister

• SAXO AQUA

FR0850BLI
Ampoule krypton à collerette 6 V
Krypton flange bulb 6 V

FR0870BLI
Ampoule halogène à collerette 6 V
Halogen flange bulb 6 V

SELECTION CHART

Light duration / Autonomie — Temperature: Test 20°C

TIKKA **ZIPKA** **TACTIKKA**	Piles alcalines LR03/AAA	4,5V	3 LED: >>> 150 h				
TIKKA PLUS **ZIPKA PLUS** **TACTIKKA PLUS**	Piles alcalines LR03/AAA	4,5 V	4 LED	1 MAXIMAL >>> 80 h	2 OPTIMAL >>> 120 h	3 ECONOMIC >>> 150 h	4 INTERMITENT >>> 400 h
			Xenon halogen				
MYO	Piles alcalines LR6/AA	6 V	4 h 00				
MYO 3 **MYOBELT 3**	Piles alcalines LR6/AA	6 V	4 h 00	3 LED: >>> 180 h			
				5 LED	1 OPTIMAL a >>> b	2 MAXIMAL a >>> b	3 ECONOMIC a >>> b
MYO 5	Piles alcalines LR6/AA	6 V	4 h 00		30 h >>> 100 h	10 h >>> 110 h	90 h >>> 160 h
MYOBELT 5	Piles alcalines LR14-C	6 V	4 h 00		90 h >>> 120 h	26 h >>> 220 h	280 h >>> 360 h
			Halogen	**5 LED**			
DUO LED 5	Piles alcalines LR6/AA *Accu PETZL E65100 2*	6 V	4 h 30 *5 h 30*	>>> 160 h *>>> 80 h*			
DUOBELT LED 5	Piles alcalines LR14-C	6 V	9 h 00	>>> 250 h			
				8 LED	1 OPTIMAL a >>> b	2 MAXIMAL a >>> b	3 ECONOMIC a >>> b
DUO LED 8	Piles alcalines LR6/AA *Accu PETZL E65100 2*	6 V	4 h 30 *5 h 30*		15 h >>> 55 h *15 h >>> 22 h*	5 h >>> 50 h *6 h >>> 18 h*	65 h >>> 90 h *50 h >>> 60 h*
DUOBELT LED 8	Piles alcalines LR14-C	6 V	9 h 00		40 h >>> 180 h	14 h >>> 160 h	180 h >>> 240 h
			Krypton				
SAXO AQUA	Piles alcalines LR6/AA	6 V	9 h 00				
			Halogen	**Standard**			
SAXO	Piles alcalines LR6/AA	6 V		9 h 00			
ZOOM HALOGENE	Piles alcalines LR12 *Accu PETZL E55100*	4,5 V	5 h 45 *3 h 30*				
MICRO	Piles alcalines LR6/AA	3 V		7 h 30			

Regulated LED
LED régulée

Regulated LED
LED régulée

Light distances / Distances d'éclairage

PETZL

• CD ROM EPI Z29

Carry out your own safety checks on your PPE

Video clips demonstrate correct procedures. The video is complemented by a soundtrack commentary which talks you through the "tricky" points. A large number of captioned reference photos also guide you to make your safety diagnosis.

As well as videos and photographs there is a form for the checking of PPE which you can print. Advice is given for completing it correctly. The CD-rom contains descriptions of the European standards and other valuable information for correctly checking your PPE. You will also find a computer system for inspecting your equipment.

Petzl's Sport, Work Solutions catalogues are available from Petzl distributors.

WWW.PETZL.COM

- **Produits / *Products***
- **Activités / *Activites***
- **Conseils techniques / *Technical advices***
- **Simulateur de chute / *Fall simulator***
- **Revendeurs / *Dealers***
- **Team**
- **Goodies...**

• T-SHIRT Z39

T-SHIRT ESCALADE / T-SHIRT CLIMBING

• CEINTURE / BELT Z10
• CEINTURE FAST/FAST BELT Z10 F

Z10 Z10 F

• PORTE-CLÉ / KEY CHAIN C4005

• ONE MOVE TO MANY Z18

Technical book
How to understand the injuries and overuse syndroms of rock climbing.
Available in English only.

15 cm x 21 cm. 230 pages

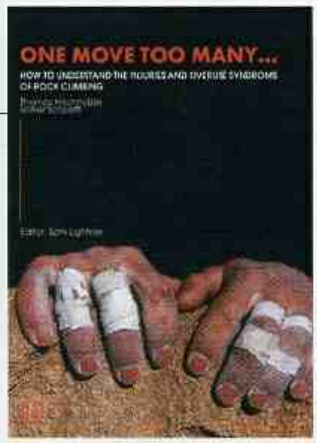



© Stephan Denys



HAUTE-MAURIENNE, SAVOY

TRALENTA

BOULDERS IN STORE

A quick call to find a car. Just a little patience while we get to right up into the Maurienne mountains. A group of mates to work up the pressure, to spot us and help us find new ways to climb. And there you are, we're finally at one of the most beautiful spots in the Alps, at least (!): dozens of boulders scattered around amongst the larch trees, under the watchful eye of the Haute-Maurienne glaciers. What more can you ask for? Well, perhaps just that it had better not snow this year so we can link a few more boulders…
No, sorry, not possible, never mind, come back next year!

KEY INFORMATION

Departure:
Bonneval-sur-Arc, at the top of the Maurienne valley. Tralenta can be found as you leave the village. Take the road in front of the Tourist Information Office. Proceed for 300 metres but don't use the Ecot car park road on the right, park up instead opposite on the left. The site is part of the Vanoise National Park, so keep to the park rules...
Difficulty: boulders of all levels. From 4 to 8.
Time of year: Summer. But also in Spring (late) and Autumn (not too late).
Remember you're up at 1,800 metres.
Time: a few seconds for some boulders, a few months for others spread over several years.
Equipment: Don't forget your crash-mat. Failing that, tell your friends to sleep at the bottom of the boulder whilst you make your attempt.
Map: IGN Top25 no. 3633 ET to scale 1/25,000 (Tignes/Val d'Isère).

GET THE WHOLE STORY FROM:
www.freestone.fr

PETZL

CONTENT TECHNICAL PAGES

136 LIGHTING TECHNOLOGIES
138 RESCUE
140 TREKKING
142 WALKING WITH CRAMPONS
144 WALKING ON A GLACIER
146 VIA FERRATA
148 CLIMBING
150 CLIMBING TIPS
152 ROPES COURSES
154 TYROLEANS - BASICS
156 ADVANCED TYROLEANS
158 LONG ROUTES
160 LONG ROUTES - TIPS
162 RAPPELLING
164 ICE AND MIXED - TERRAIN CLIMBING
166 ICE AND MIXED - TERRAIN PROTECTION
168 CANYONING - TECHNIQUES FOR DESCENDING
170 CANYON - RIGGING
172 CAVING DESCENT
174 CAVING ASCENT
176 LOCKING CARABINERS
178 QUICKDRAWS
180 ANCHORS 1
182 ANCHORS 2
184 IMPACT FORCE

Gol, Norway. Harry Berger.
© Pascal Tournaire

LIGHTING TECHNOLOGIES

A | The various lighting technologies

– Incandescent bulb:
A high quality reflector is essential to obtain an even beam pattern with these bulbs.

Standard:
By passing an electric current through a tungsten filament, white light is produced in the vacuum inside the glass bulb.

Xenon Halogen:
The bulb is filled with Xenon Halogen gas under pressure. The gas suppresses the evaporation of the filament, thus allowing it to be heated to a higher temperature, giving off more light than a standard bulb.

– LED (Light-Emitting Diode):
An LED consists of 2 semiconductors separated by a micro gap. As a photon of energy jumps this gap, light is emitted. This light is focused via an internal reflector thus projecting the beam of light forward. The whole package is encased in transparent resin that acts as a magnifying lens and makes the LED practically unbreakable.
PETZL's LEDs produce an even, white light that is ideal for proximity lighting.
The diode operates on the principle of electroluminescence: the semi-conductor, energized by the current, gives off light while producing very little heat. The result is that very little energy is wasted, so the batteries last longer. Another advantage is that the lifetime of the LEDs is practically unlimited, so they never need to be replaced.
When combining both incandescent and LED lighting, Petzl separates the LEDs from the incandescent component in order to provide maximum light output. PETZL utilizes this True Hybrid Lighting throughout our MYO and DUO series headlamps.
Our standard and Xenon Halogen bulbs are specially manufactured, conform to specific criteria for maximum quality, and are individually checked. We manufacture using LEDs that are automatically sorted and individually tested. PETZL selects only the brightest and whitest LEDs to incorporate into our lights.

B | Different lighting modes

– Unregulated lights:
The light intensity diminishes gradually over time as the batteries are consumed.

Comparative curves: Incandescent bulb: rechargeable batteries, alkaline

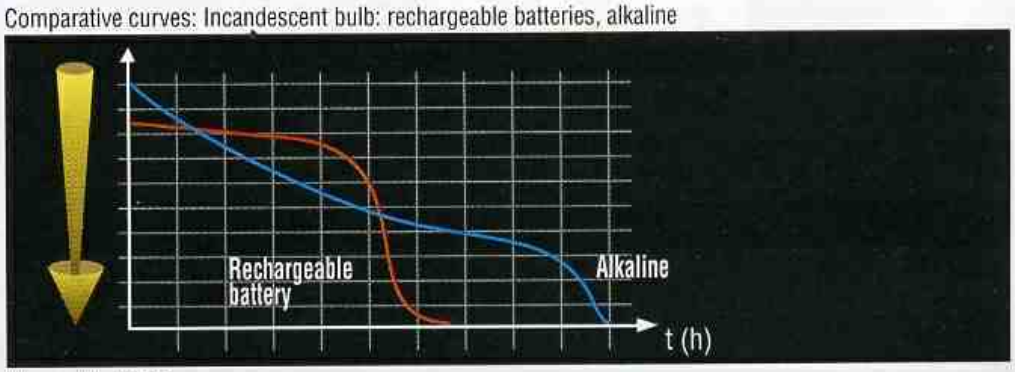

Unregulated LED

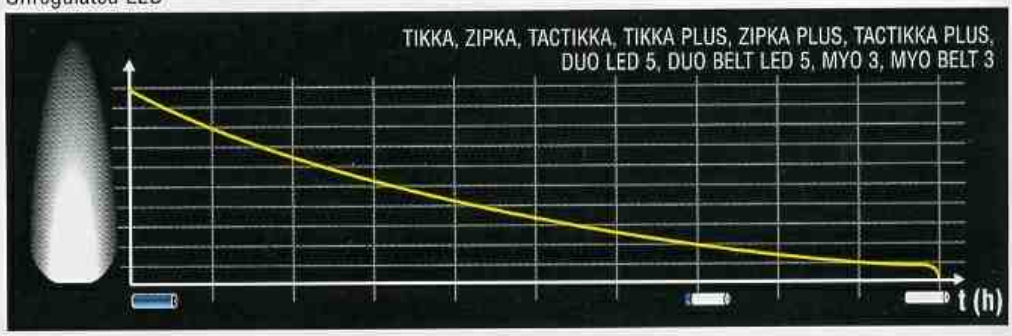

– Current regulated lights:
In our top of the line hybrid headlamps we encorporate an electronic device that provides constant light output over a set period of time (a). When the batteries are nearly drained, the microchip automatically decreases the light output to a minimum level (Reserve Power Mode) in order to conserve battery life (b).

Regulated LED

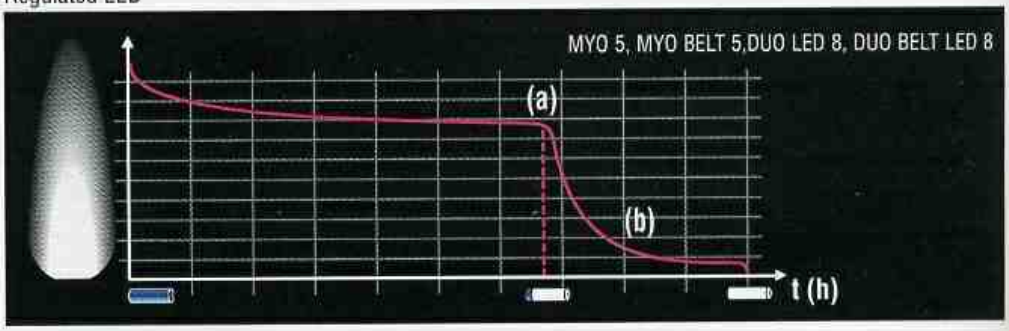

– Variable brightness settings:
The electronics on some of our lights (MYO 5, DUO LED8, TIKKA PLUS, ZIPKA PLUS, TACTIKKA PLUS) will allow the user to vary power in order to adjust the light output to their particular needs.

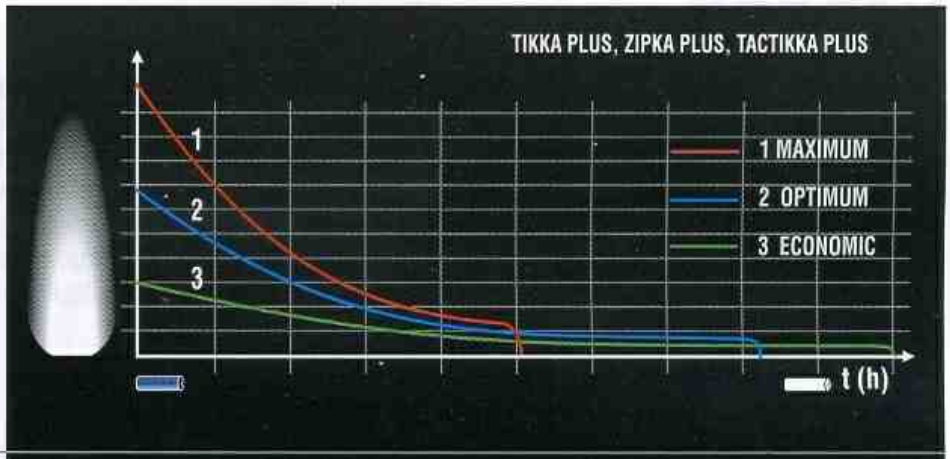

C | Light duration (burn time):

The burn time you receive from a headlamp is dependent on the type and number of batteries used, the lighting technology, and especially the temperature. Battery life decreases considerably when used in low temperatures. The remote battery cases of BELT series headlamps allow the batteries to be slipped under the clothing to protect them from the cold. An added benefit from these belt worn battery packs is that the weight of the batteries is removed from the head. In cold conditions, or when the batteries are partly exhausted, LEDs will last longer than incandescent bulbs. Lithium batteries and some rechargeable batteries resist the cold better than alkaline batteries.

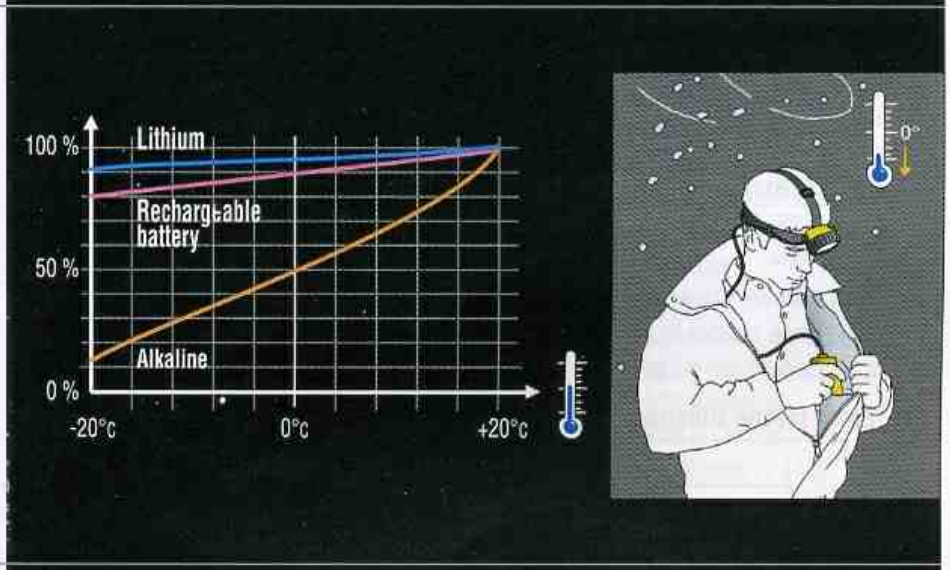

D | Additional advice:

- Using rechargeable batteries is both cheaper and environmentally friendly. These batteries can be recharged up to one thousand times on average.
- Do not mix batteries of different brands, or new batteries with partly used ones, as this can cause gaseous emissions that may damage the lamp.
- Do not forget to switch off and lock your lamp before storing it in your backpack.
- Remove batteries from the case before prolonged storage.
- For waterproof lamps (SAXO AQUA and the DUO series) leave the battery compartment open when stored for prolonged periods of time.

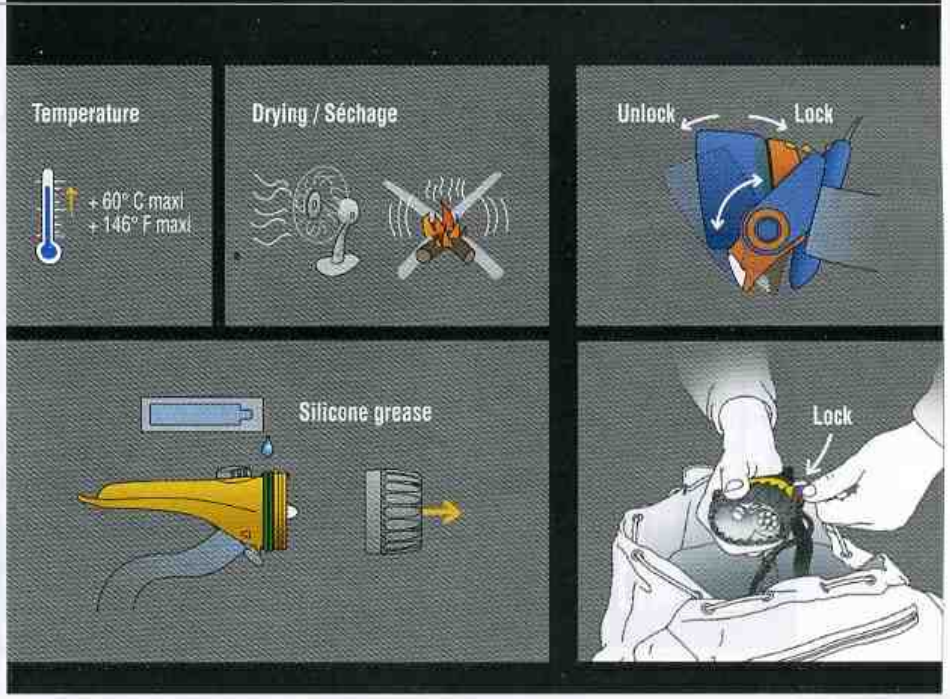

E | Waterproofing:

– PETZL headlamps are water resistant for all-weather use (e.g. rain, snow), which is why we use stainless steel contacts.
– In order to maintain the seals on our waterproof lights, an application of silicone to their seals is needed periodically. DUO (-5 m) and SAXO AQUA (-70 m).

Information is non-exhaustive. Refer to the other pages as well as to the user instructions and technical manuals. Technical training is essential

RESCUE

There are a myriad of rescue techniques, including a vast range of knowledge and procedures, each activity having its own particularities. But whatever the type of incident or accident in the field, the situations where rescue is required are often intensely stressful.
The management of the situation can be complicated by nervousness or panic. It is necessary to move quickly, without external help. In the case of an accident, whether you need to lower, extricate or haul up the casualty, the reaction time bears no relation to that of a training exercise.
The consequences of a fall can be serious. Inert suspension in a harness, whatever the model, can cause real physiological problems. These problems do not generally occur in the case of prolonged suspension of a conscious person, because the person continuously alters the position in the harness and thus the points of contact with the harness. For calm, effective and co-ordinated rescue of an unconscious or incapacitated person suspended in a harness, training and regular practice of such situations is essential.

The situations invoked here, characteristic of glaciers, caving, canyoning or rock climbing, even if they only cover a few typical cases (A), allow an understanding of several different rescue scenarios, each requiring different actions. In general terms, the first reaction must be to tie off the rope in order to free yourself, so you can go and look at the situation and act (person fallen into a crevasse, rock-climbing accident).

A | Some rescue situations

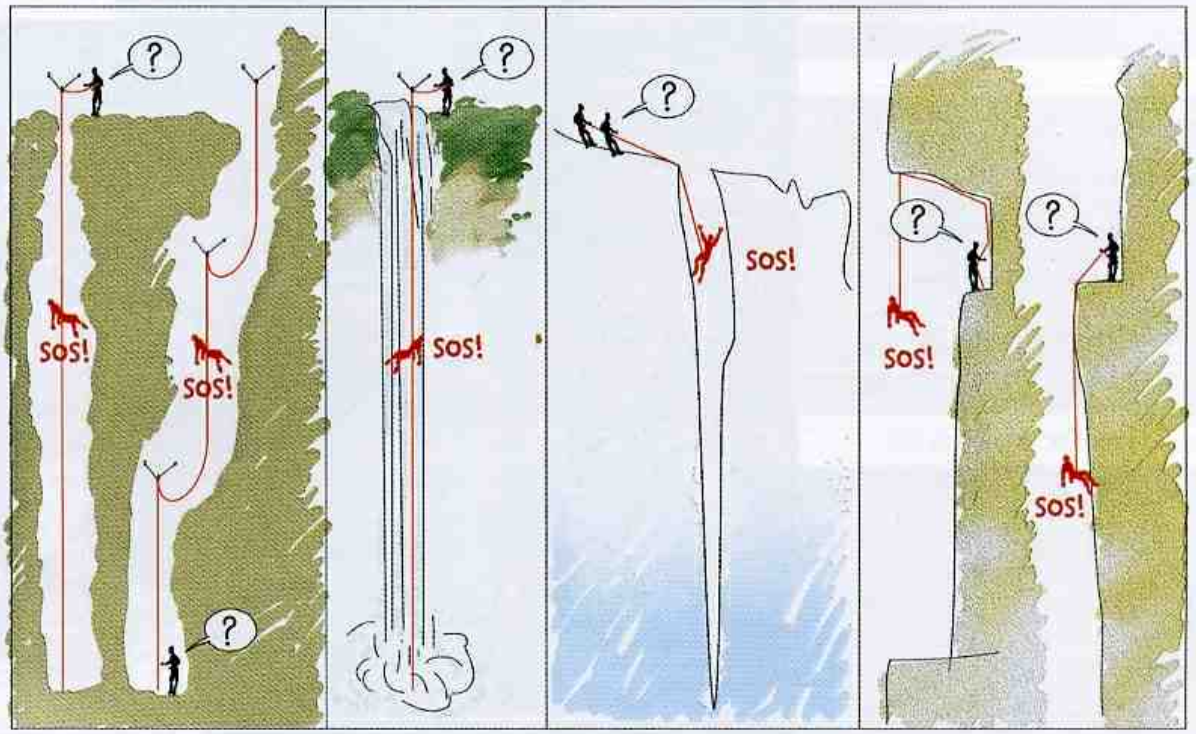

B | Some principles (non exhaustive)

B1 – Lowering the victim from a remote location

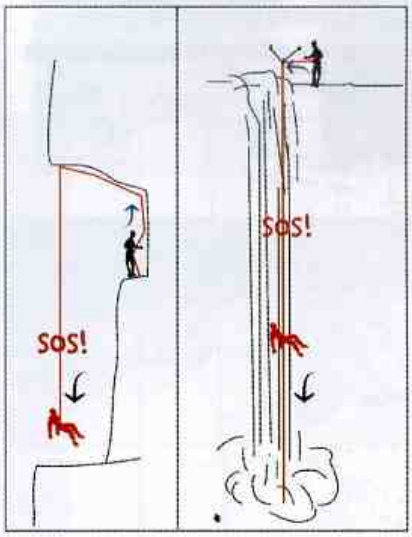

B2 – Freeing and descending with the victim

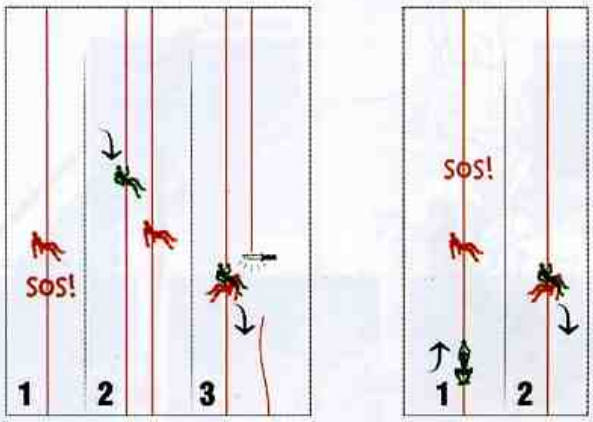

B3 – Hauling the victim

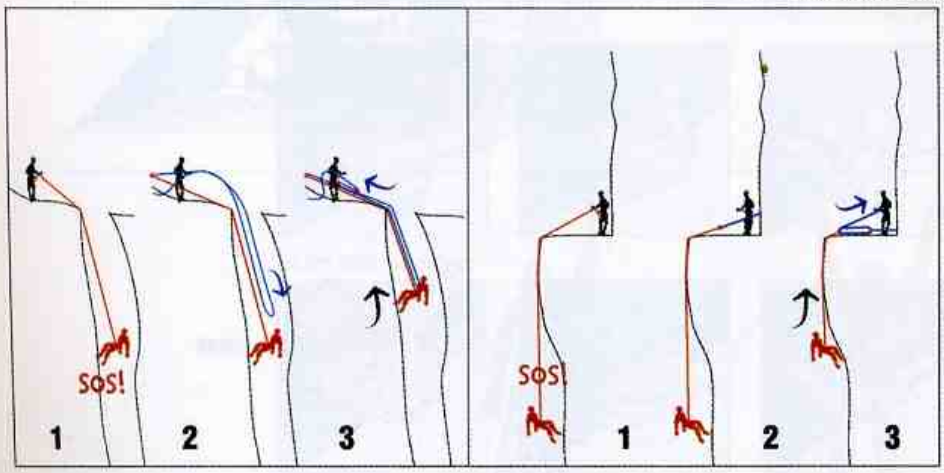

In order of simplicity and ease, the normal actions to consider next are:
- From a belay, to lower the casualty to the ground with the aid of gravity (B1/B2).
- To disconnect the casualty from the rope and to descend with him or her.
- To haul the casualty to the top.

Setting up simple hauling systems forms one of the basic elements of rescue technique (B3). Train yourself in setting them up: rope clamps like the TIBLOC and ultralight pulleys comprise, for only a few grams of extra weight, a «go anywhere» solution to your needs in terms of hauling systems.

Of course, each activity generates its own specific requirements for rescue systems. Some particular examples:

In canyoning, risks linked to the water have led to the use of abseil anchors which can be released, allowing the quick extrication of a person trapped under a waterfall.

In caving, the presence of rebelays, the possible presence of water or a big pitch can complicate a rescue. Faced with all these problems, cavers have put in place well-adapted technical solutions: a combined effort to lift a casualty, techniques for cutting the rope (with a rescue rope), evacuation along a horizontal line…

TREKKING

A | Walk in a group on a scree slope

B | Protect yourself from lightning far from peaks and away from surface currents induced by a lightning strike (blue zones) by sitting on your backpack

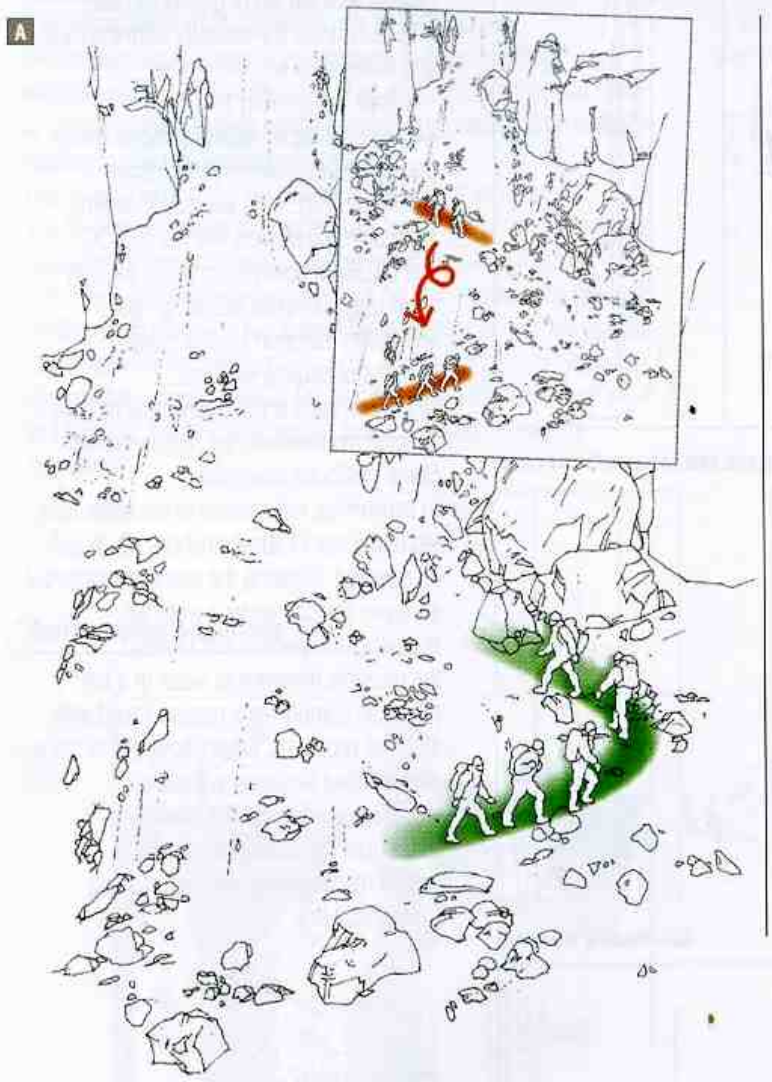

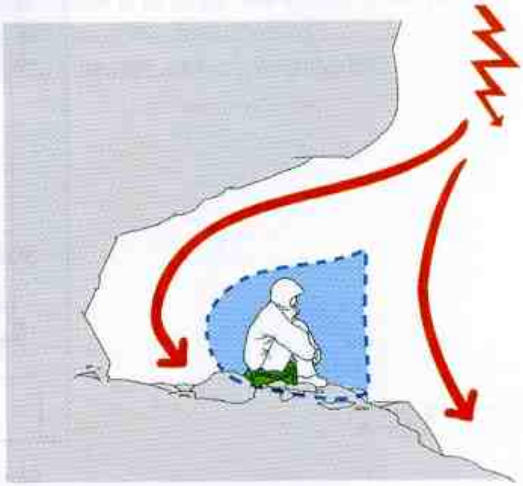

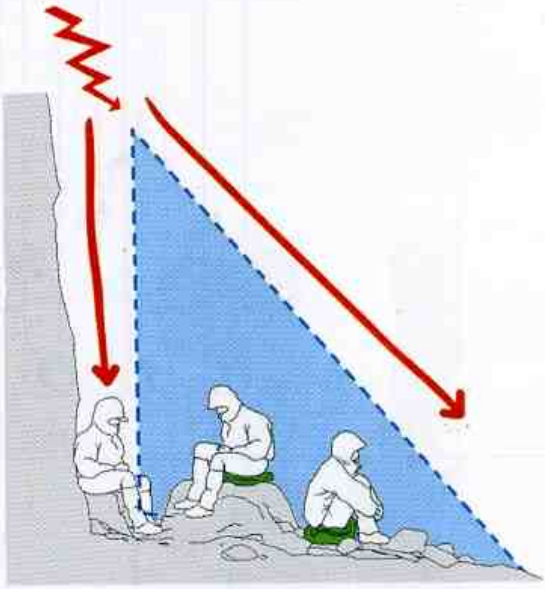

C | Request for rescue

C1 - Requesting rescue

C2 - Not requesting rescue

D | Stopping a slip without crampons or ice axe

Falling on back

Falling head first

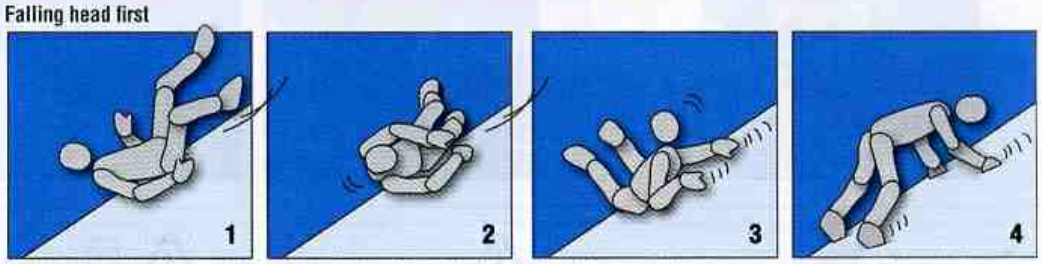

E | Stopping a slip with crampons, with an ice axe

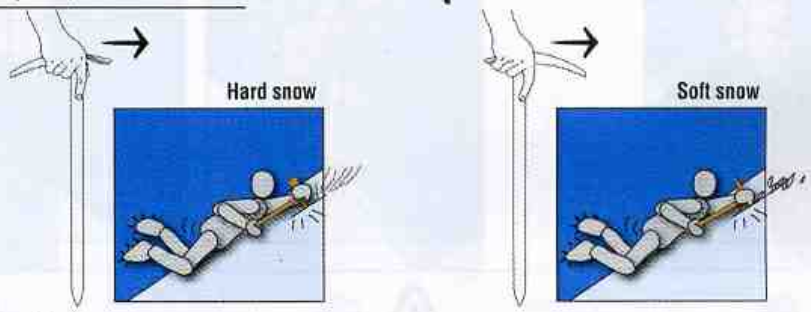

Falling on back

Falling head first

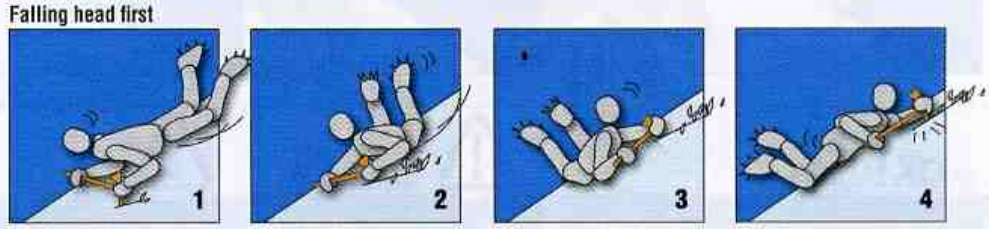

On the back, head first

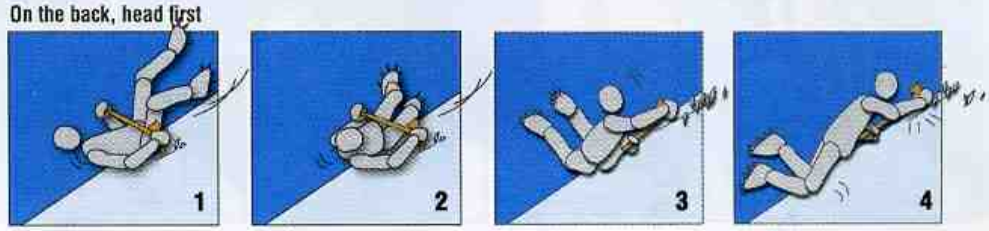

PETZL

Information is non-exhaustive. Refer to the other pages as well as to the user instructions and technical manuals. Technical training is essential.

WALKING WITH CRAMPONS

A | Cramponing positions



B | Advantage of anti-snow protection

C | Ice axe: basic techniques

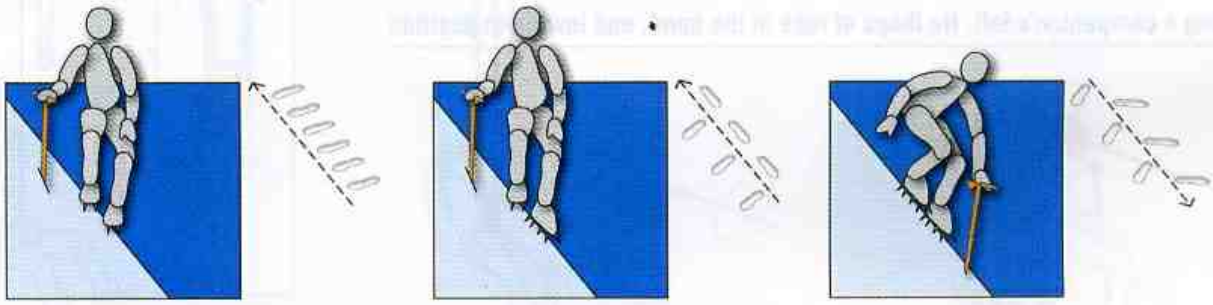

D | Ice axe: advanced techniques

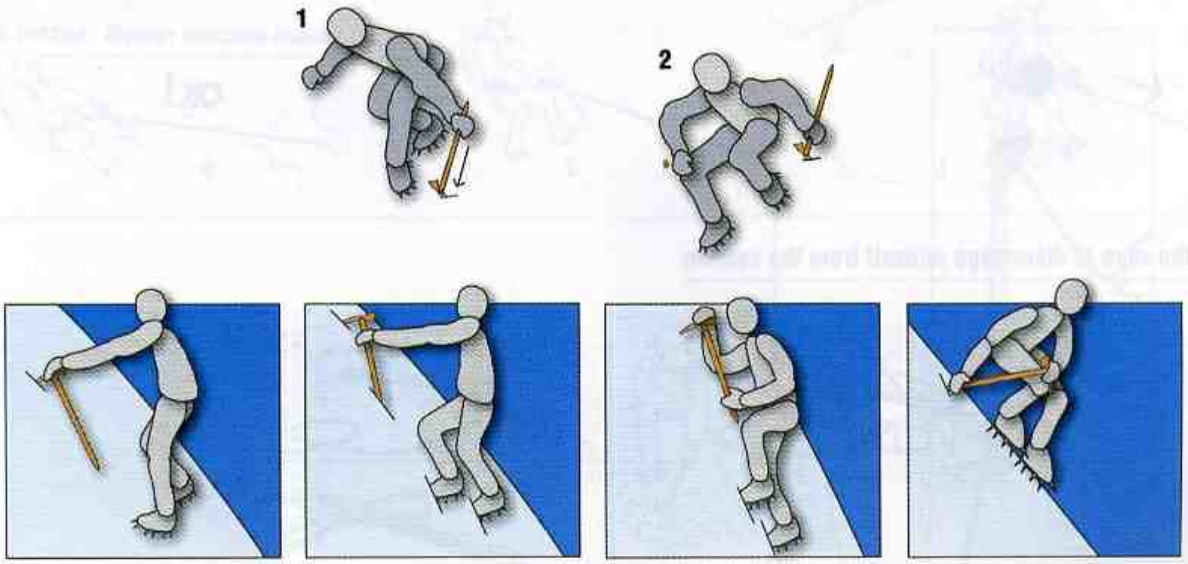

PETZL

Information is non-exhaustive. Refer to the other pages as well as to the user instructions and technical manuals. Technical training is essential.

WALKING ON A GLACIER

A | **Roping up in pairs for glacier travel:** *tie knots to brake a fall. The knots jam at the lip of the crevasse*
– Roping up as a trio: it is very dangerous to hold loops of rope in the hand

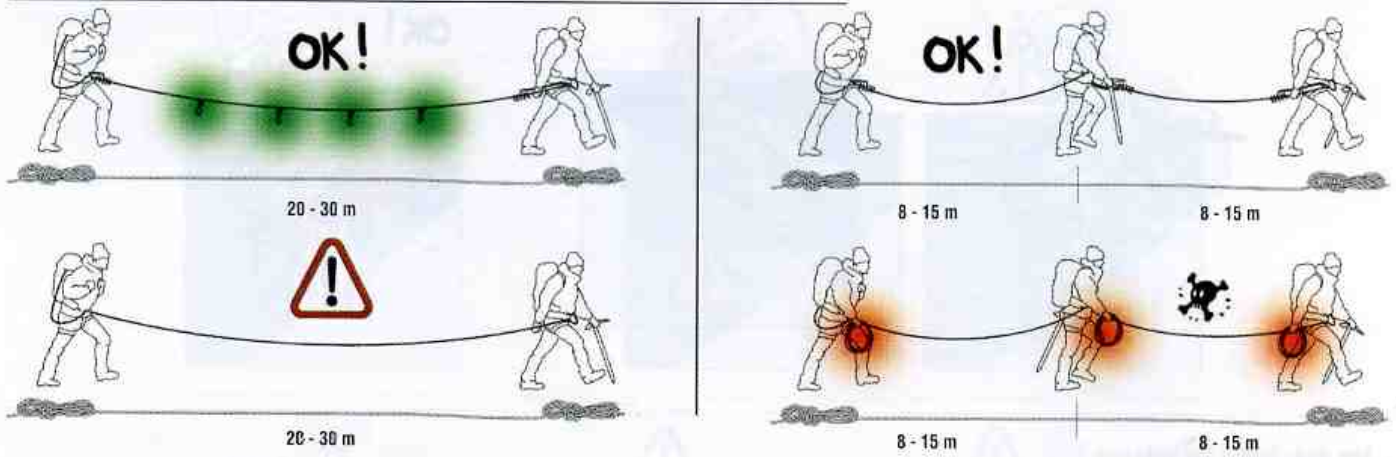

B | **Holding a companion's fall. No loops of rope in the hand, and low tie-in position**

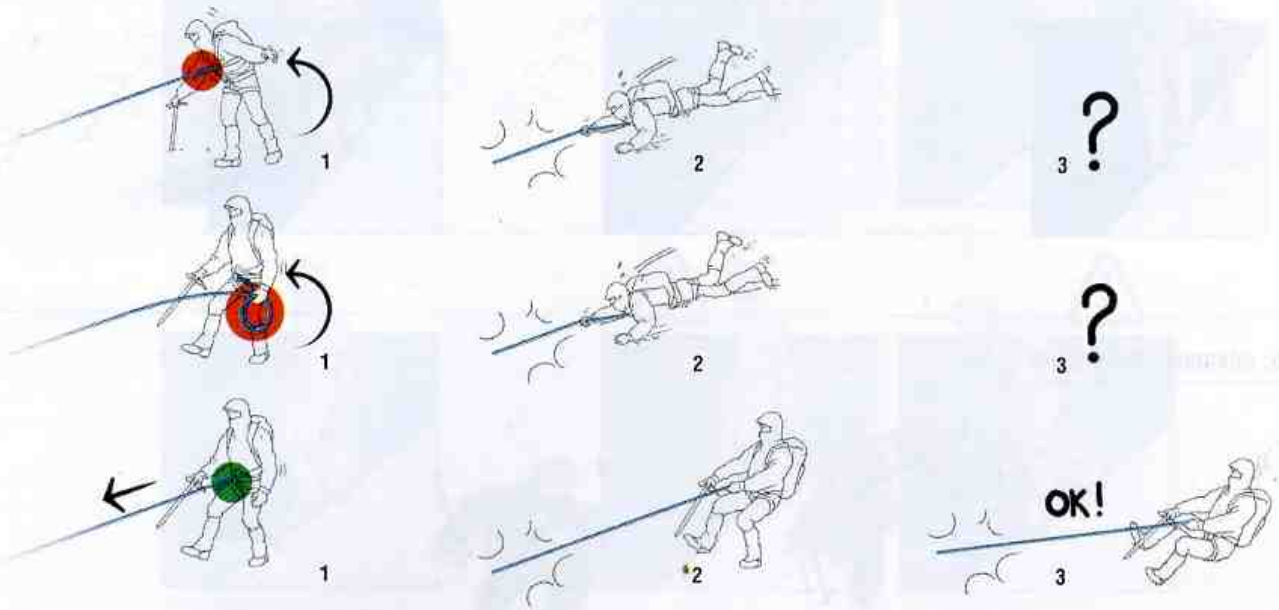

C | **Fixing the rope to disengage oneself from the system**

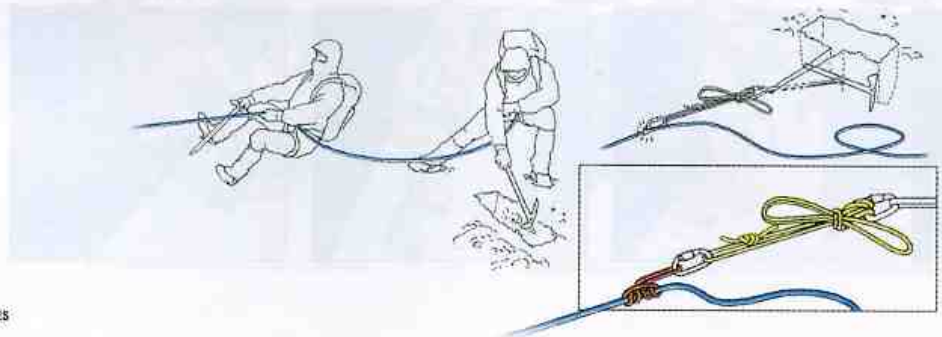

D | **Crevasse rescue:** ***single pulley system. The sack at the lip of the crevasse prevents the rope from biting in***

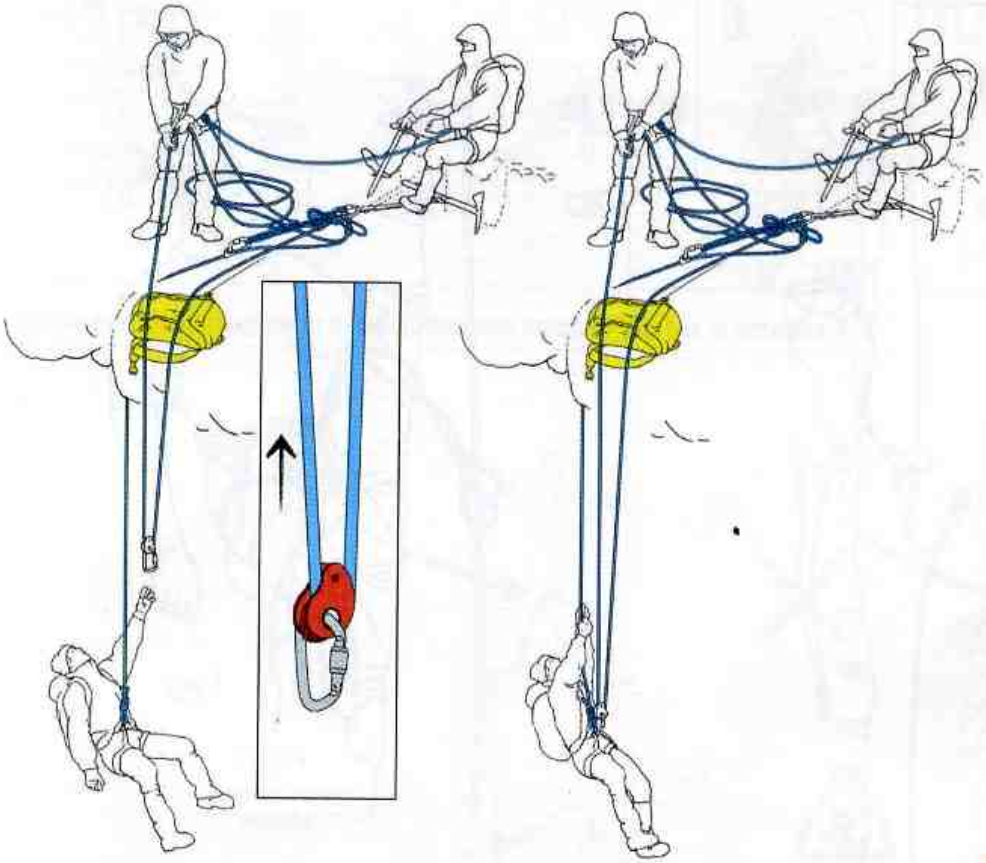

E | **Crevasse rescue:** ***Mariner reduction hauling system.***

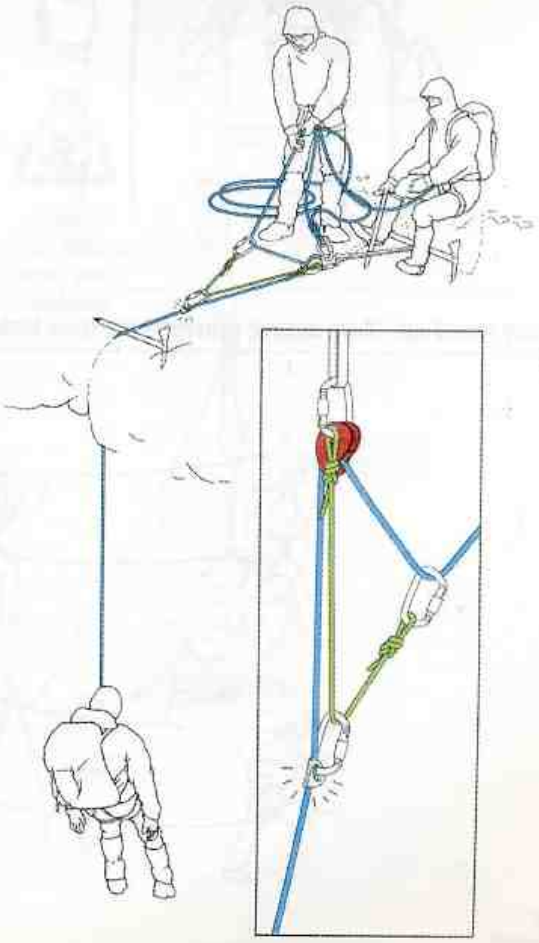

PETZL

VIA FERRATA

A | Moving independently. Always 2 carabiners

B | Resting

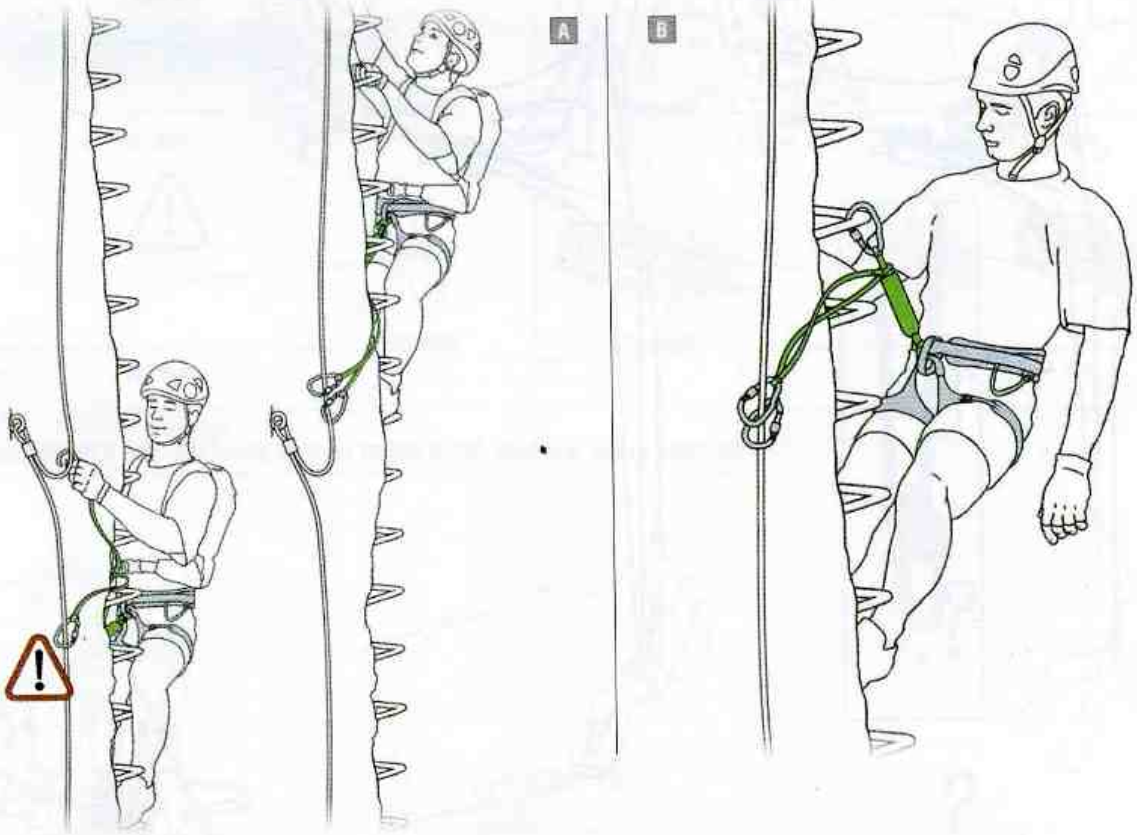

C | Moving roped up. More secure provided the rope techniques are mastered

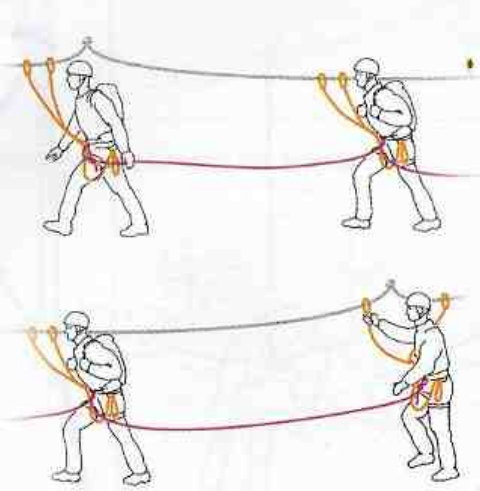

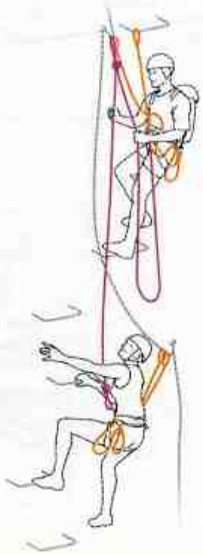

D | Attach the energy absorber to the harness with a sling or a maillon, never a single carabiner

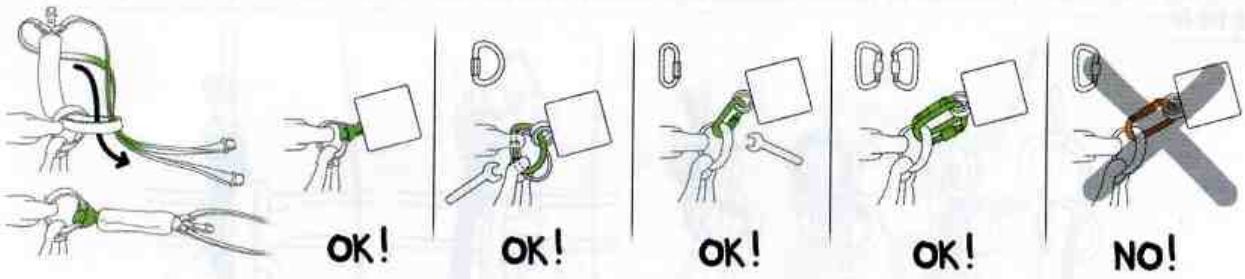

E | In the event of falling down a cable: dynamic energy absorber is essential!

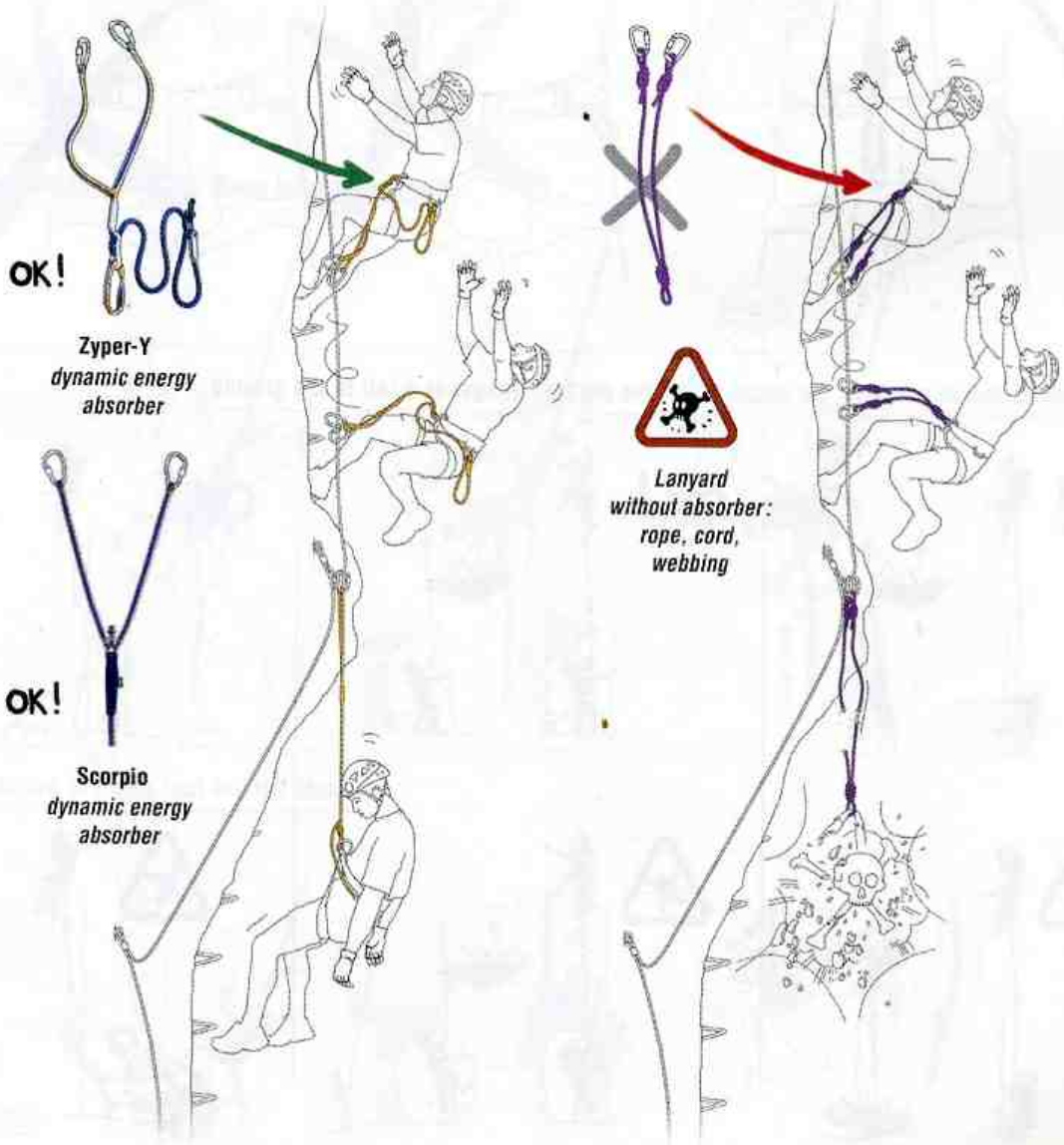

PETZL

Information is non-exhaustive. Refer to the other pages as well as to the user instructions and technical manuals. Technical training is essential.

CLIMBING

A | How to tie in

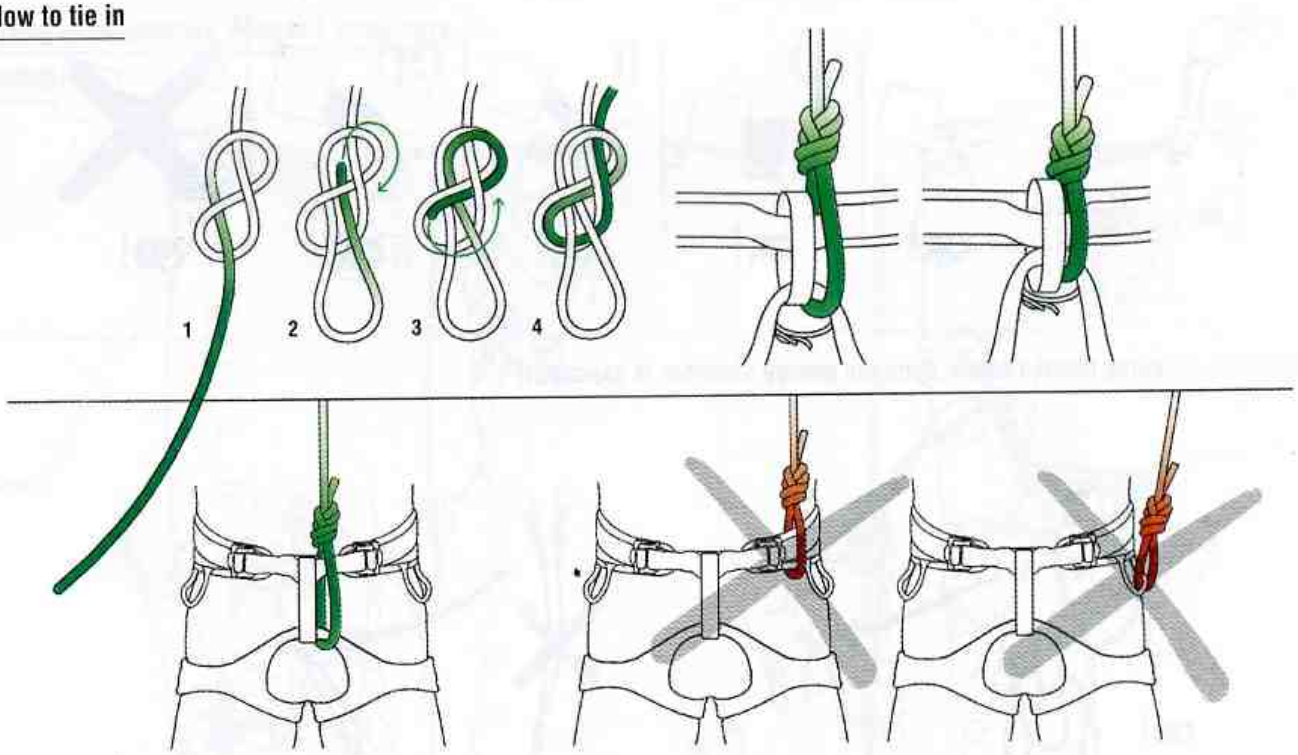

B | Belayer anchored and in position. On small cliffs, the biggest danger is a fall to the ground



C1 | **Alert belayer. Both hands are holding the rope**

C2 | **A little jump by the belayer at the moment that the rope comes tight absorbs energy dynamically. The impact force is reduced**

D | **Learn to lower using a GRIGRI. Keep hold of the rope!**

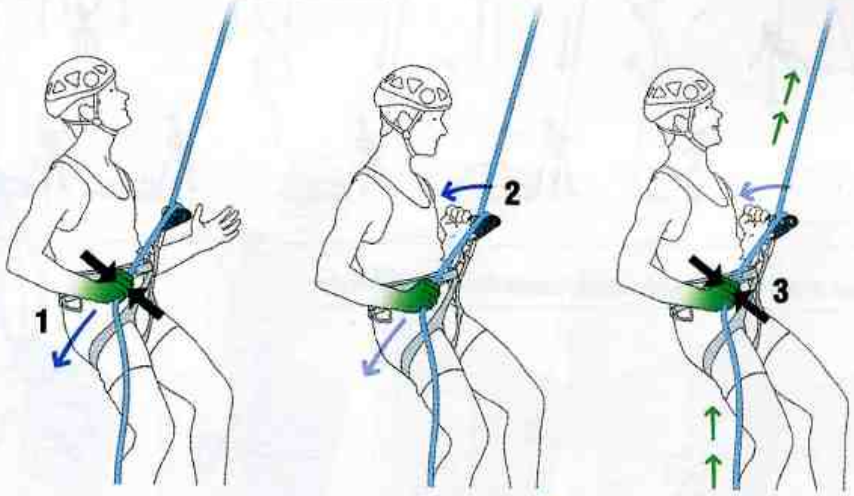

E | **Lowering. Beware of ropes that are too short**

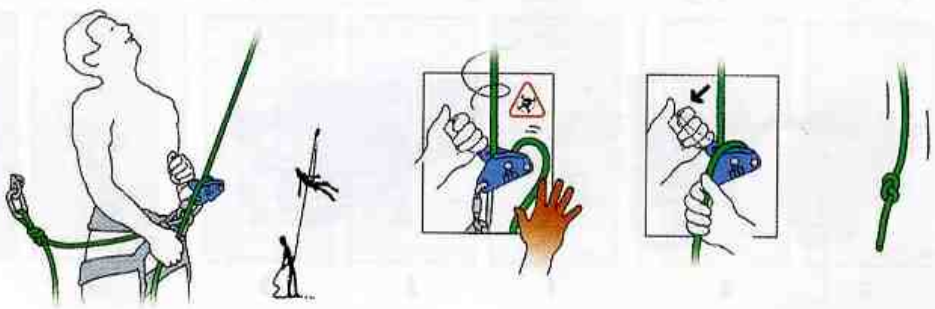

PETZL

CLIMBING TIPS

A | Setting up a lower-off

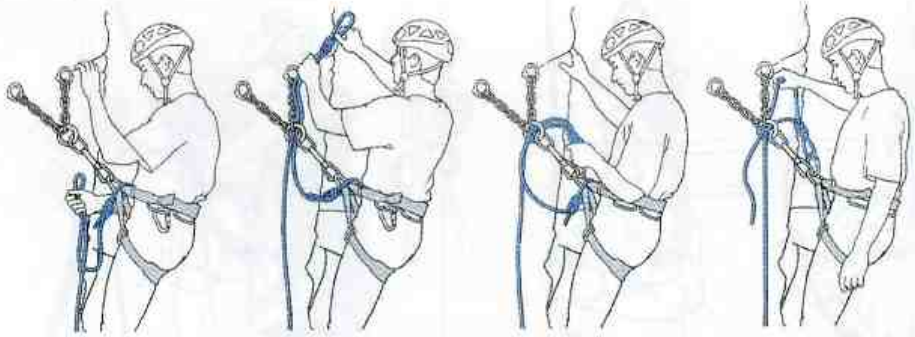

B | Climbing sequence. *Tie into alternate ends of the rope, one end this time, the other end the next, to protect your rope*

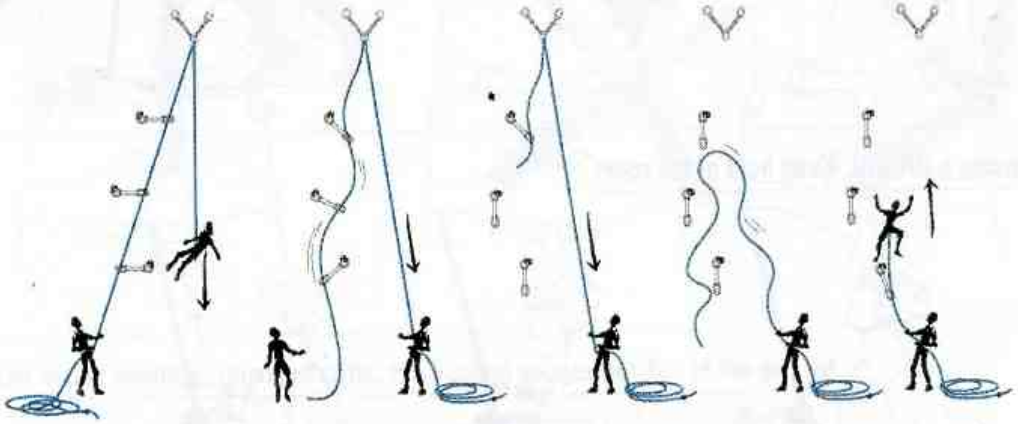

C | Climbing positions: *make use of opposition, changeovers, counterbalance, undercuts*

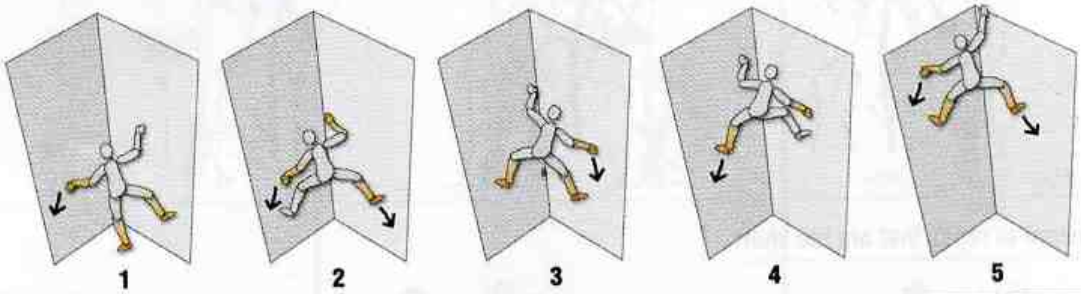

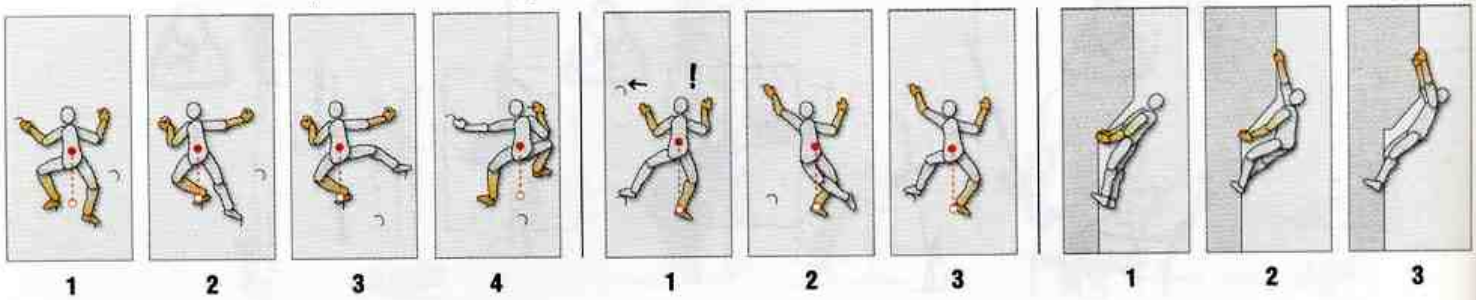

D | Self-protection: *use a MINI TRAXION or a BASIC, weight the rope by partially coiling it*

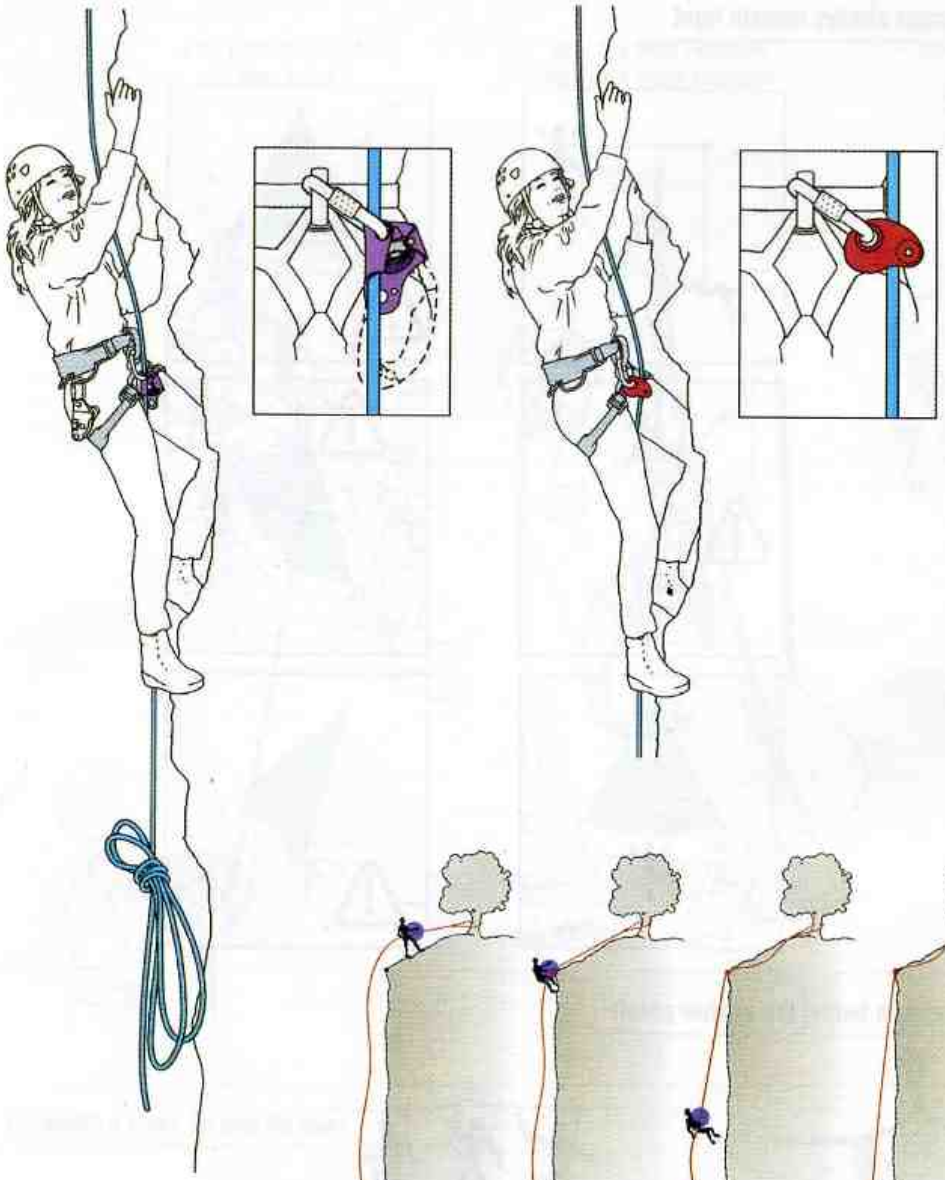

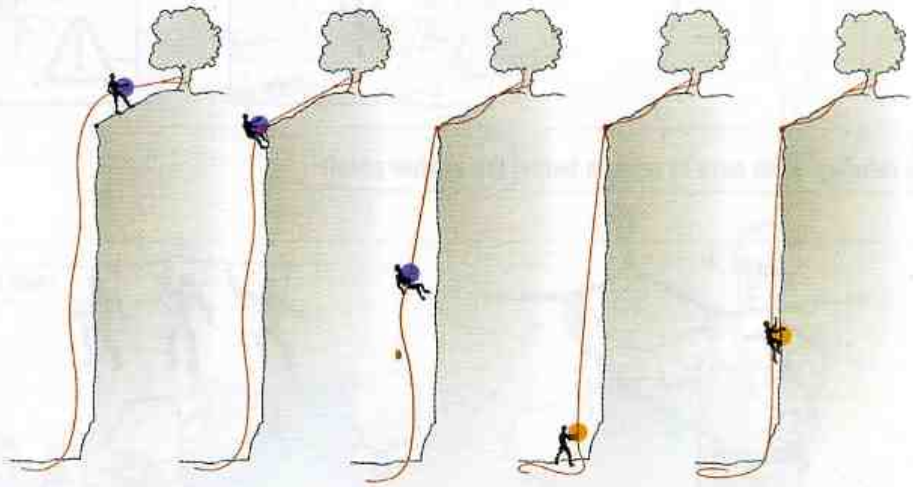

PETZL

Information is non-exhaustive. Refer to the other pages as well as to the user instructions and technical manuals. Technical training is essential.

ROPES COURSES

A | Pendulums. The pendulum rope must always remain tight

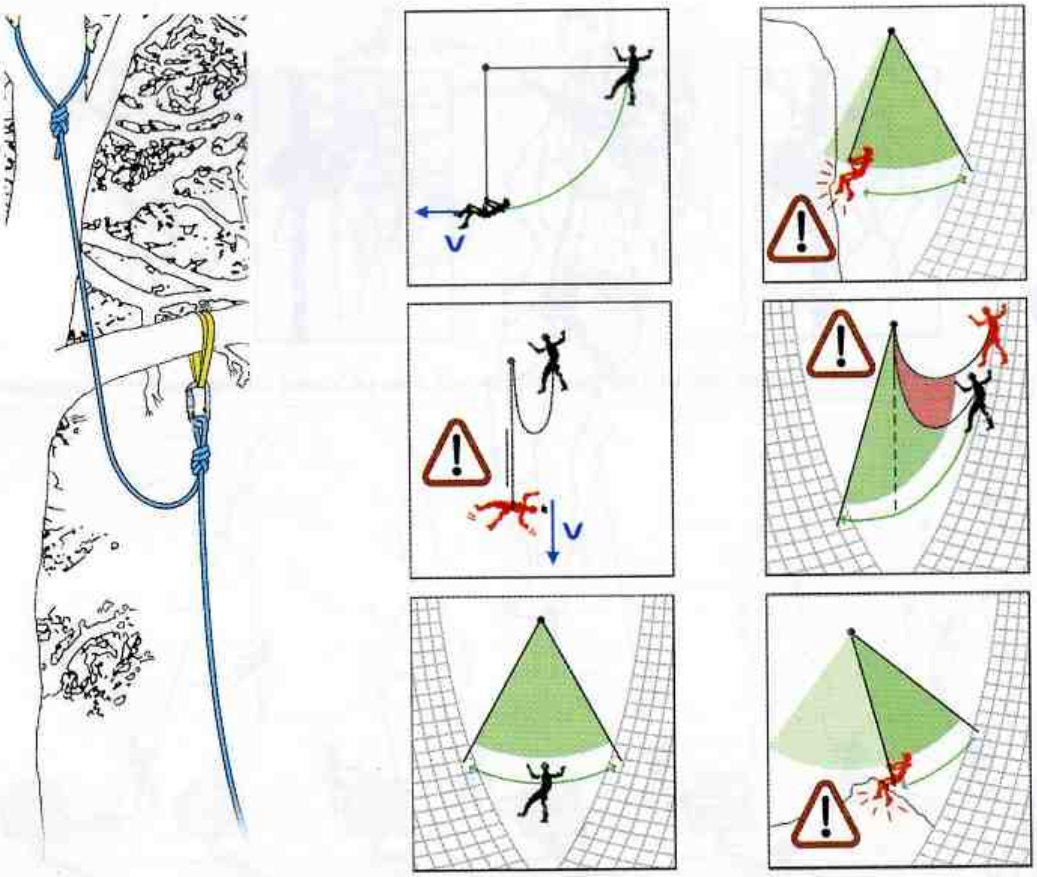

B | Passing a rebelay. Take care to remain below the anchor point!

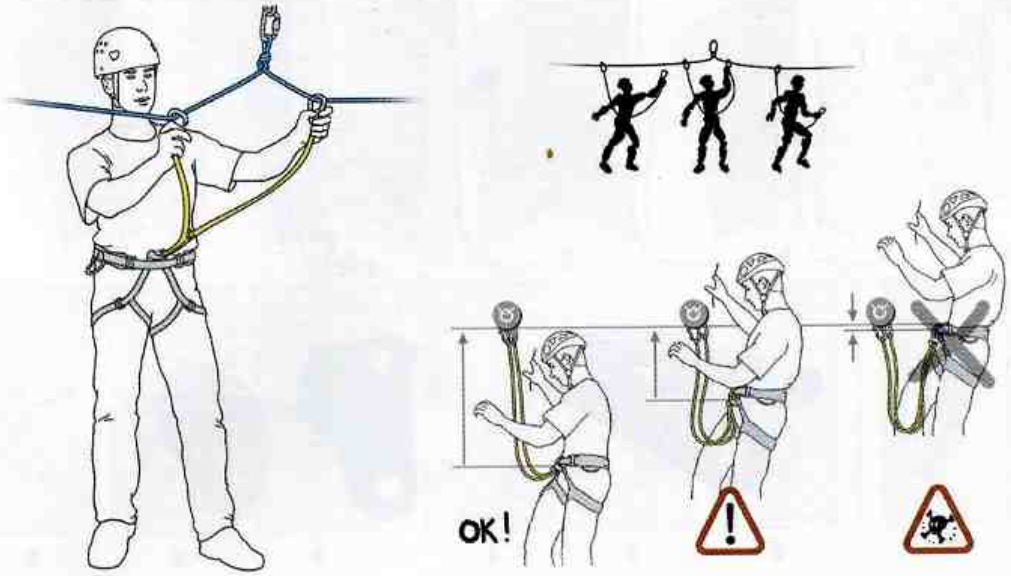

C | Descending and climbing

C1 – Descent protected from below

C2 – The MINI TRAXION used as a chest ascender

C3 – The MINI TRAXION for self-protection

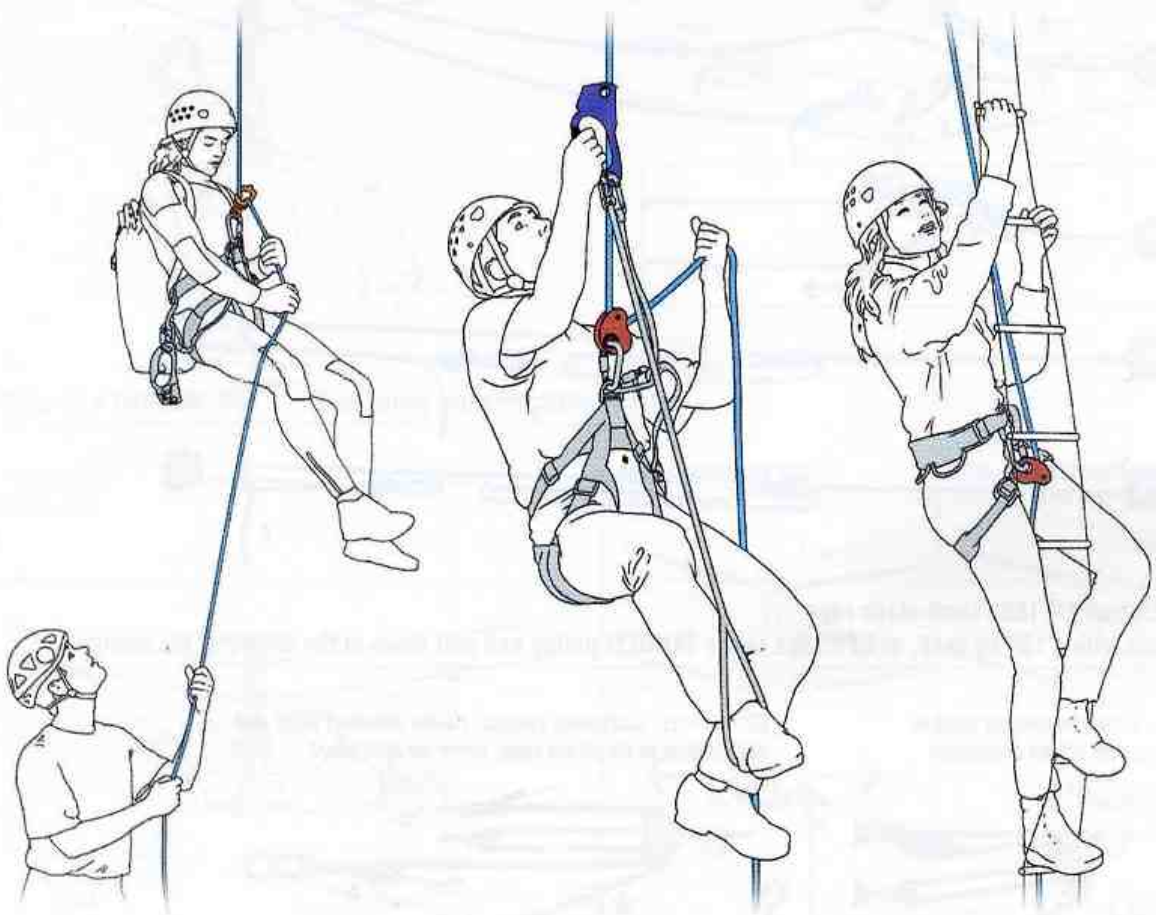

D | Crossing a river: *go with the flow!*

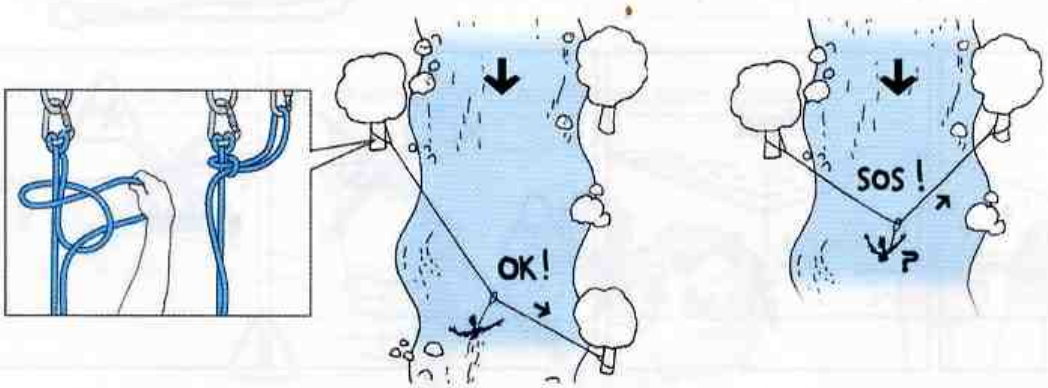

Information is non-exhaustive. Refer to the other pages as well as to the user instructions and technical manuals. Technical training is essential.

TYROLEANS - BASICS

A | **Tip:** *Tensioning system for tensioning a rope using a minimum of equipment*

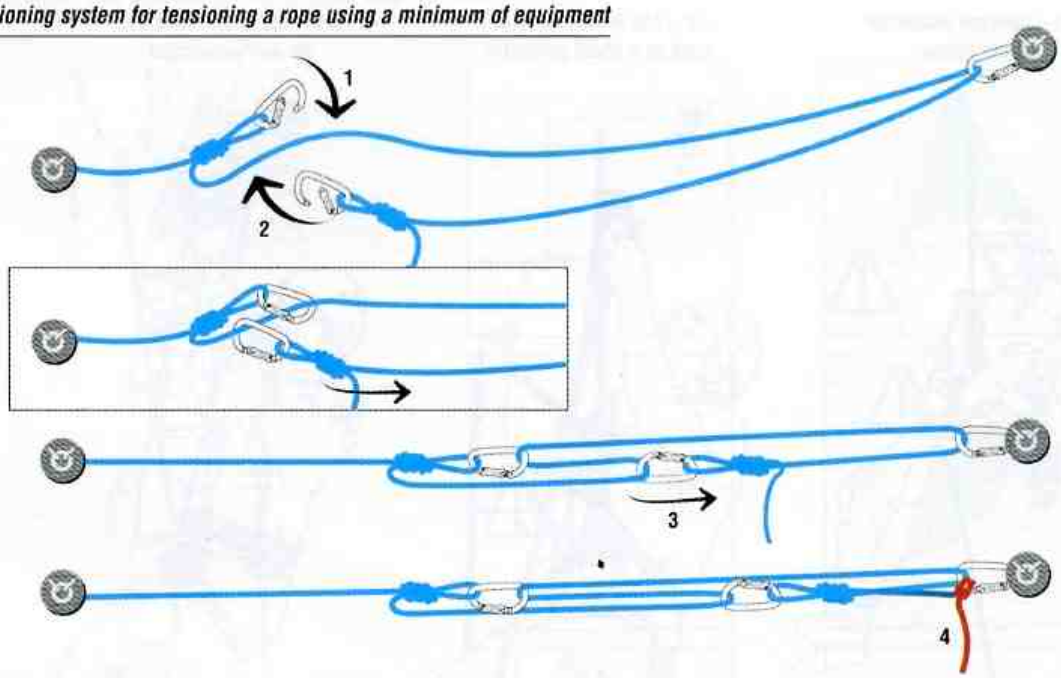

B | **Installation. Use an EN 1891 semi-static rope**
Before use, test with a 100 kg sack, or fix a rope to the TANDEM pulley and pull down at the centre of the tyrolean.

B1 – Direct tensioning system. Always tie off the descender

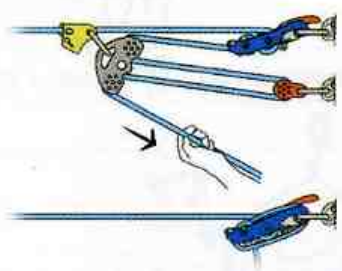

B2 – Indirect tensioning system. Italian (Munter) hitch and half hitches to tie off the rope, never an ascender!

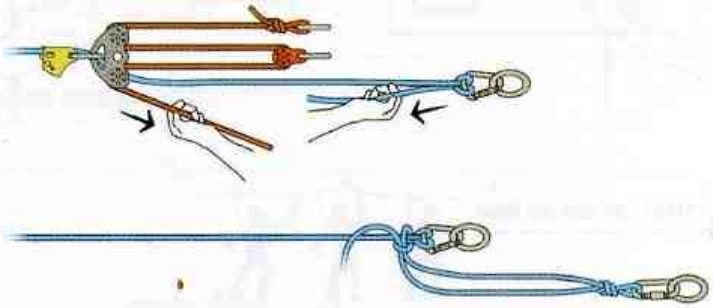

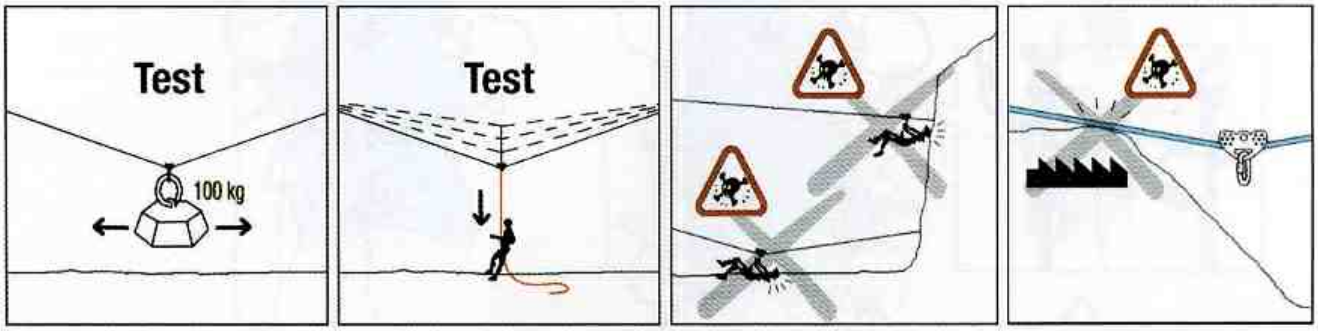

B3 – Do not hesitate to refer to the website www.petzl.com for the tyrolean simulator

C | Movement along rope : use double rope for tyroleans

D | Movement with protection. *An Italian (Munter) hitch on the belay rope to provide braking*

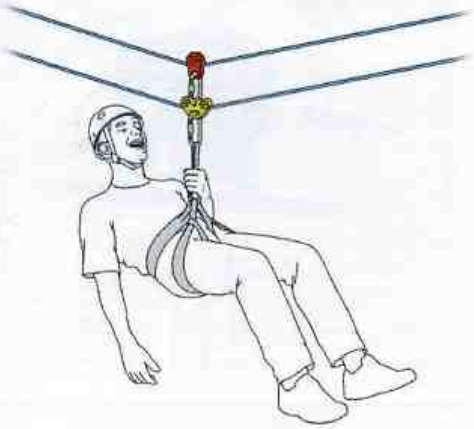



E | Climbing on a tyrolean. Use a self-jamming pulley to save energy

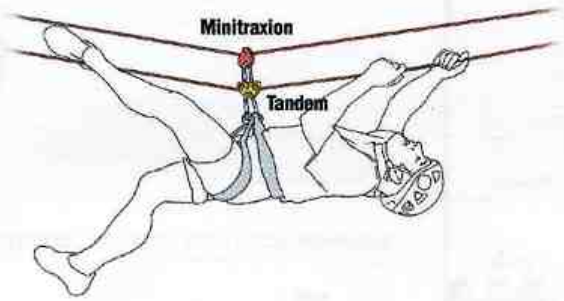

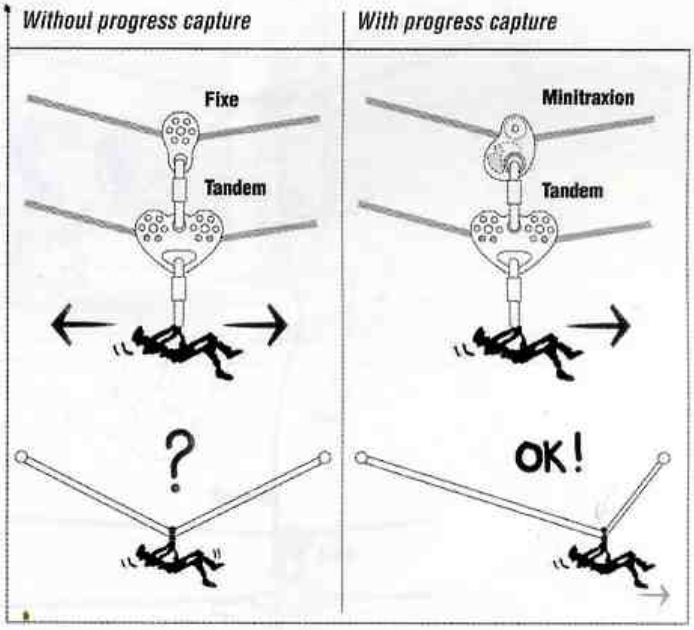

F | Precautions : *use a pulley suited to the characteristics of the tyrolean (rope, cable, inclination)*

PETZL

ADVANCED TYROLEANS

A | **Tip** : *how to prevent dropping the TANDEM pulley*

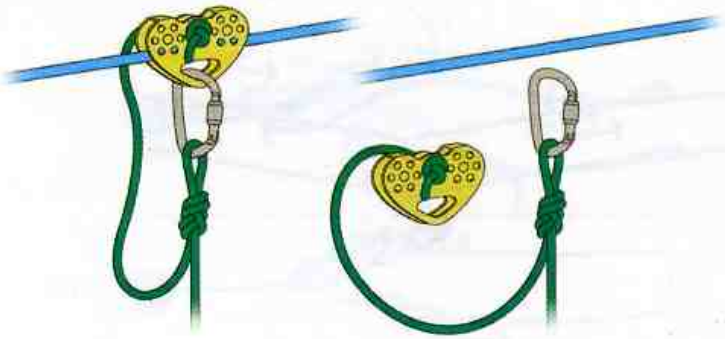

B | **Clipping the TRAC pulley**

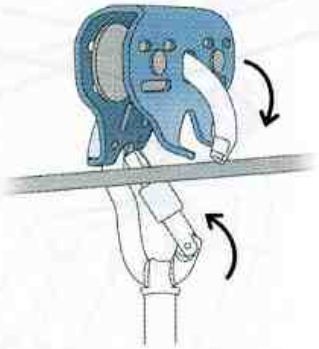

C | **For experts : returning to the ground using a STOP descender.**
Attention, during the tyrolean, locking hitch and knot below the descender are essential

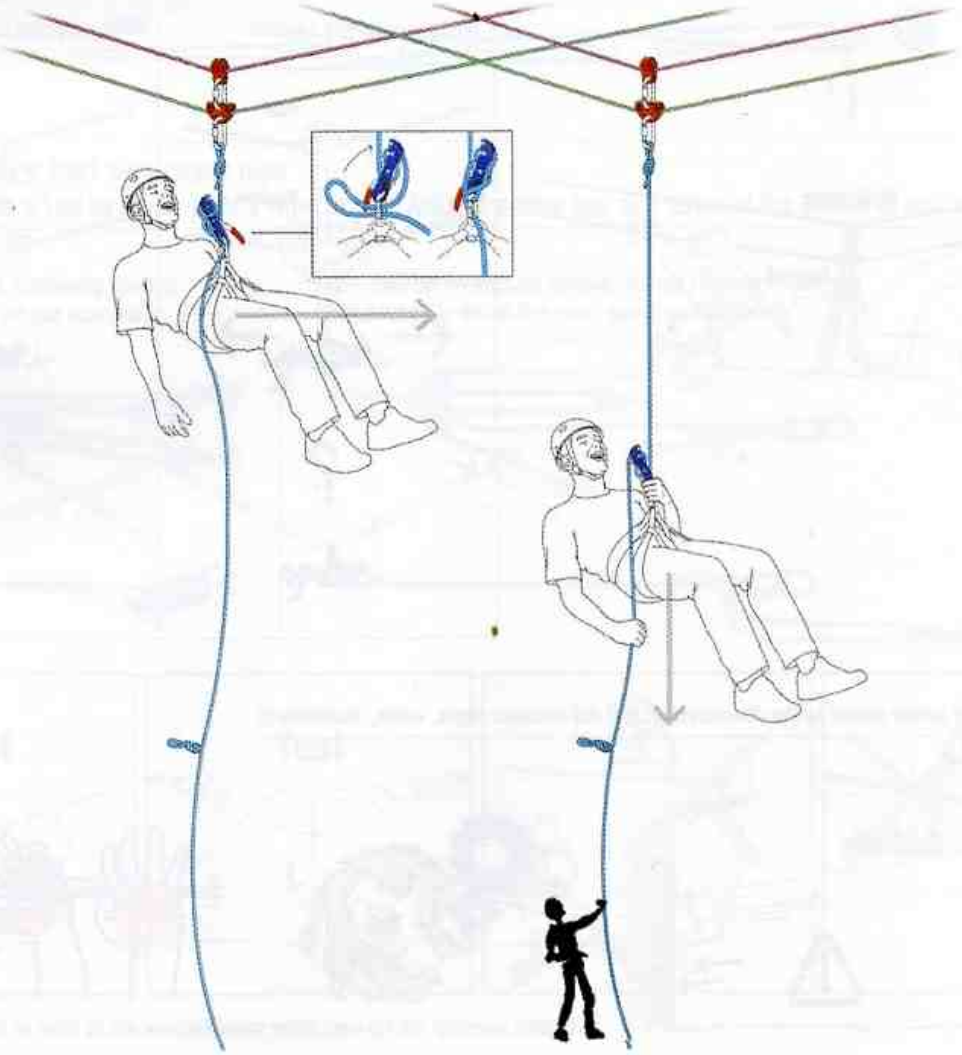

D | For experts : *remote belaying*

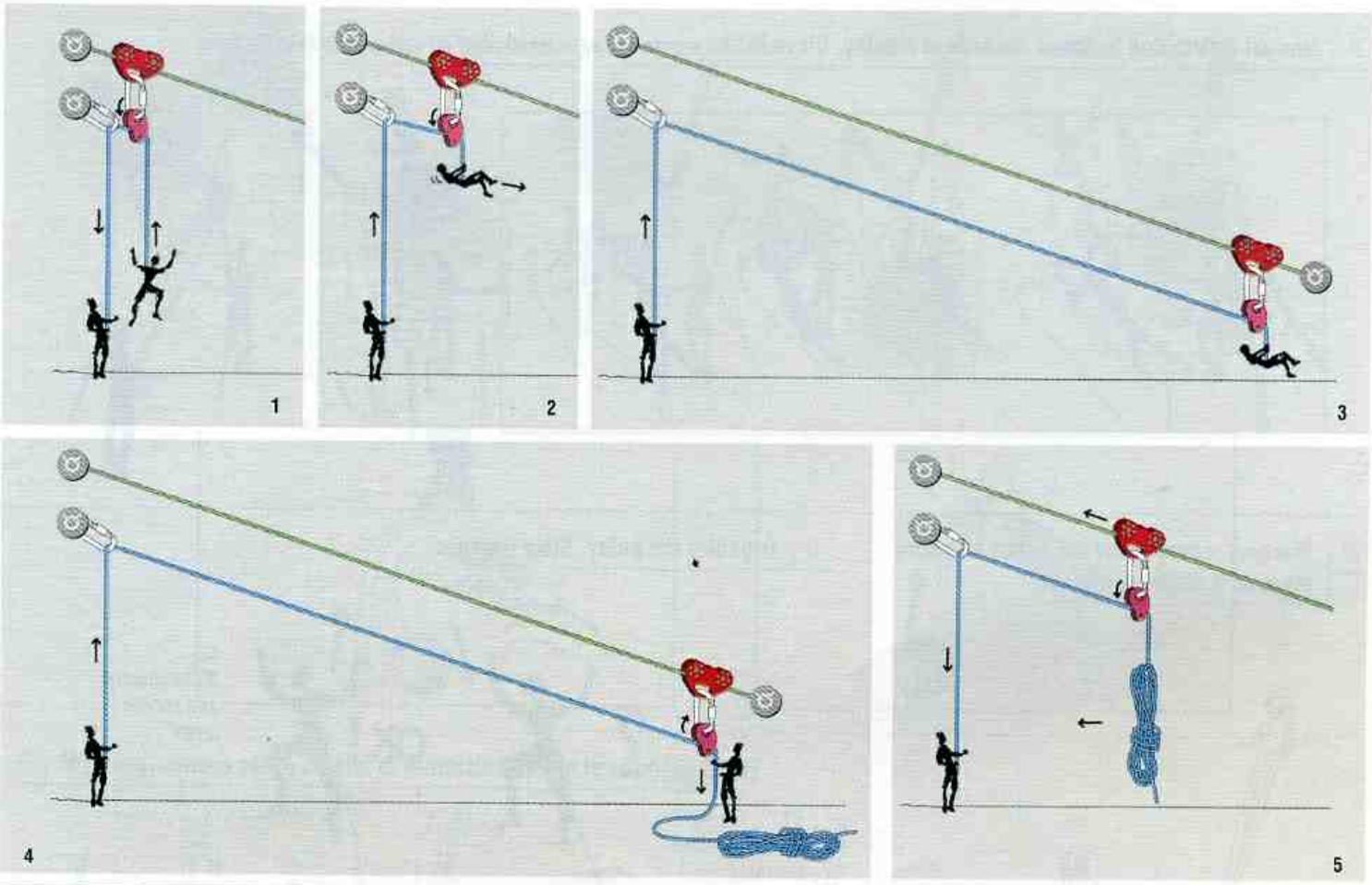

E | For experts : *horizontal and vertical movement*

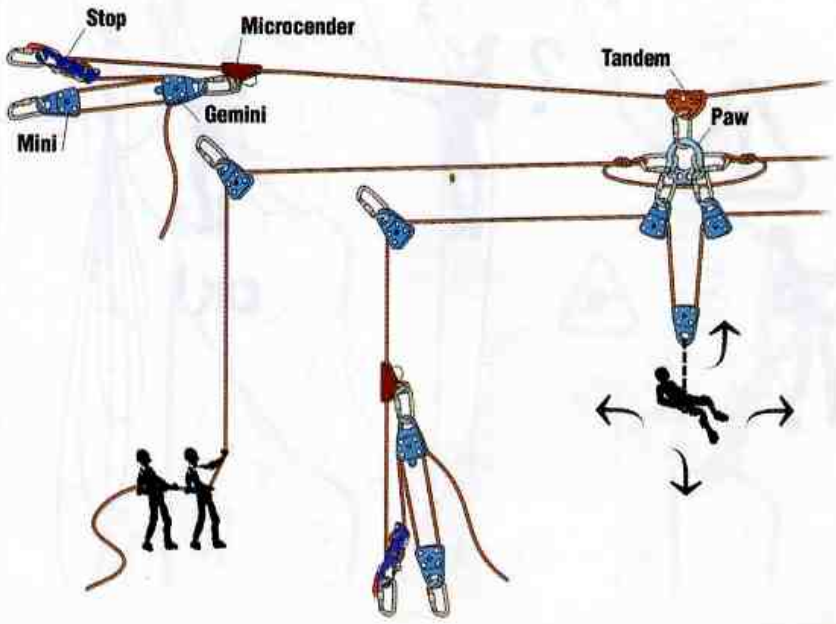

PETZL

LONG ROUTES

A | Weight distributed between anchors at a belay. Clove hitch : *simple and adjustable, ideal for self-protection at the belay*

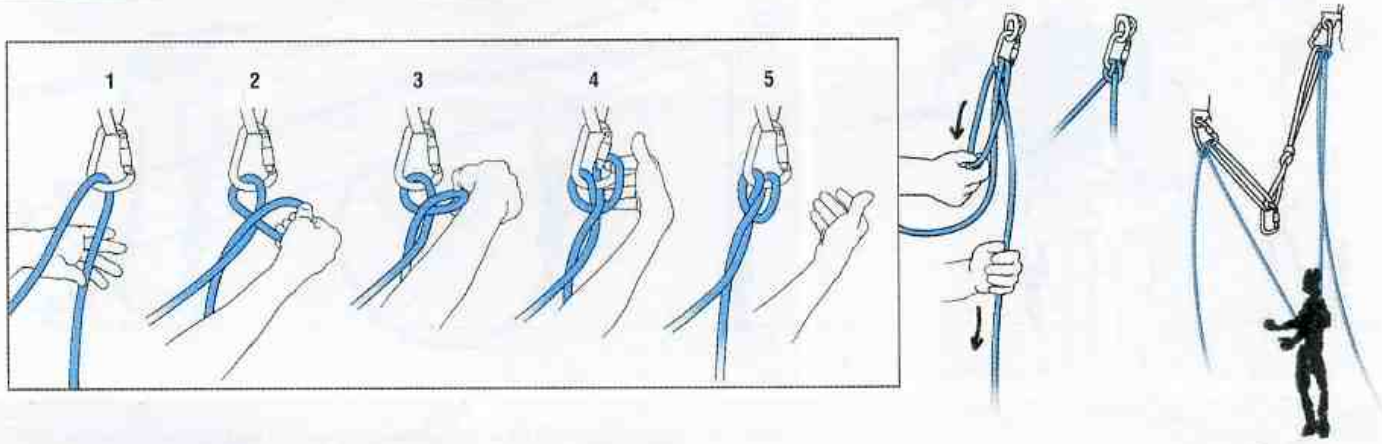

B | Warning, never belay the entire climbing team on a single carabiner

C | Organize the belay. Stow the rope

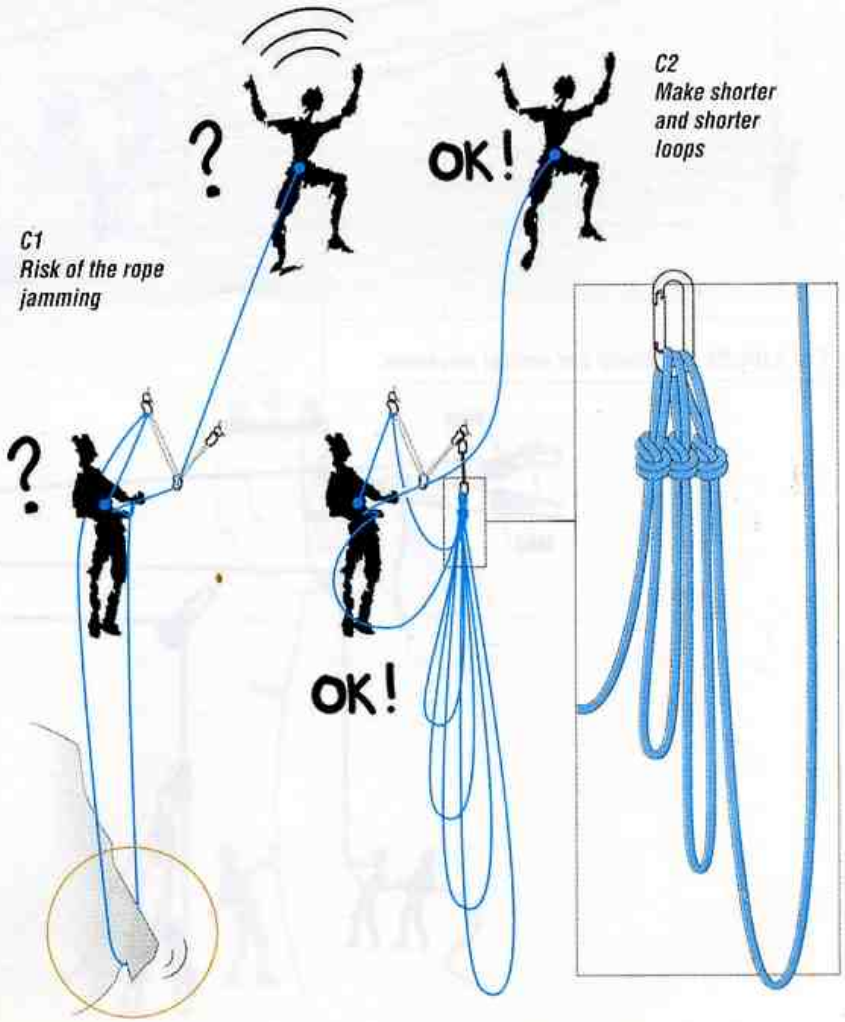

D | Changing over at the belay : *forces distributed between anchors by the belay system (belay device and point of redirection)*

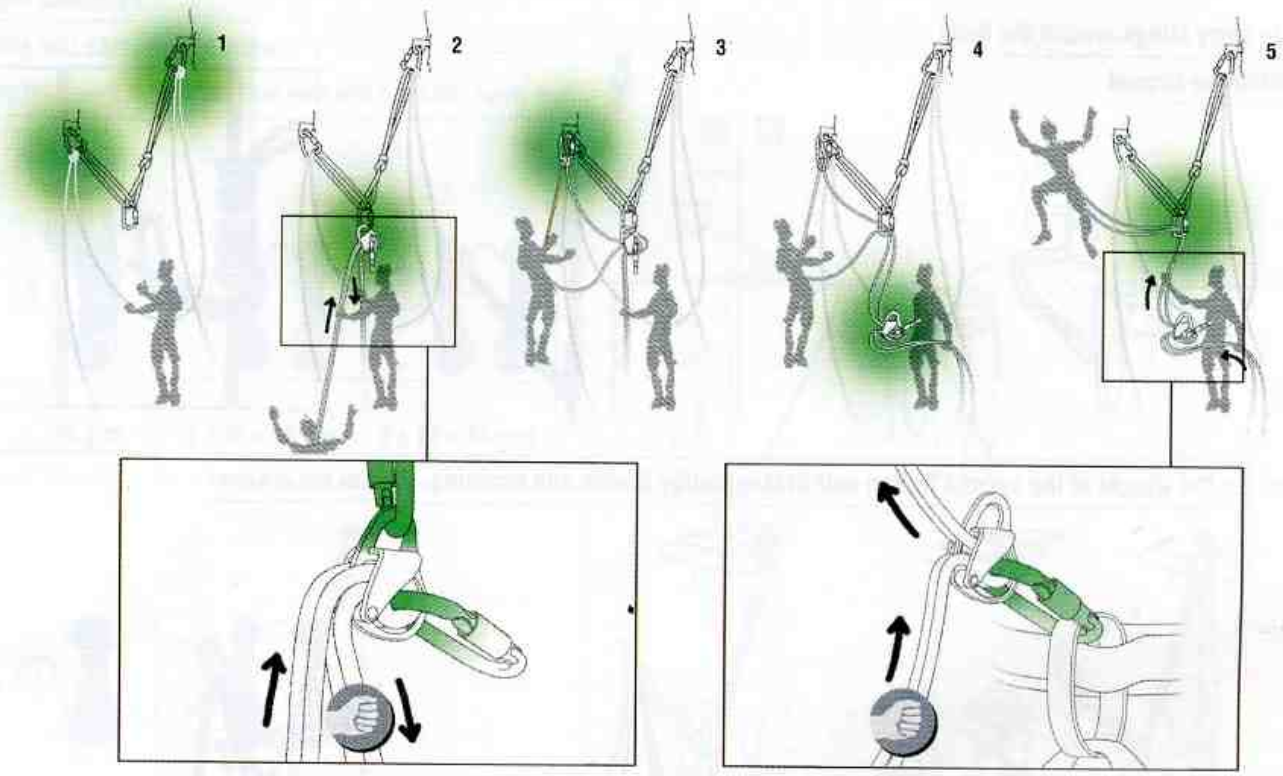

E | Warning, always place a point of protection before leaving the belay

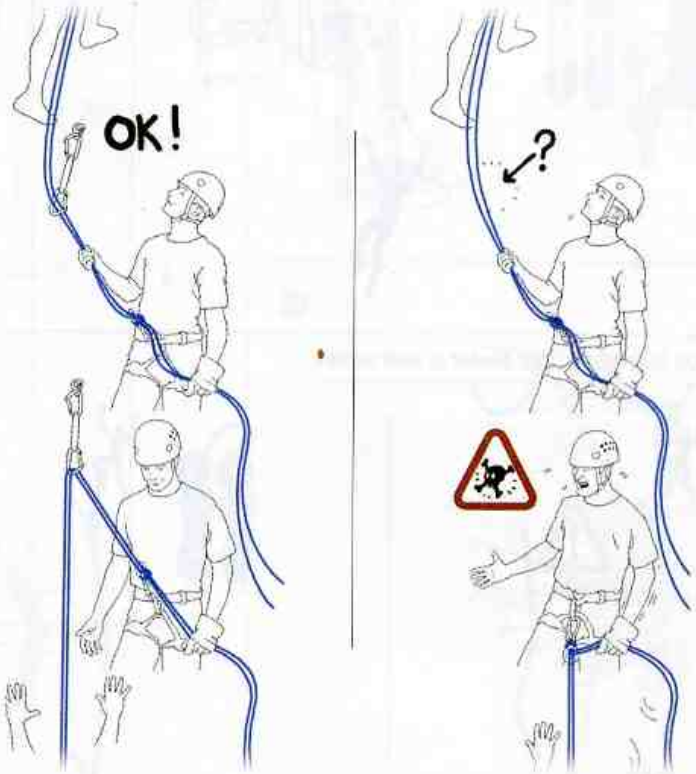

PETZL

LONG ROUTES - TIPS

A | How to carry slings around the body

B | Assisting the second

A | B

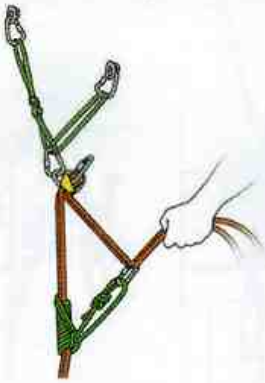

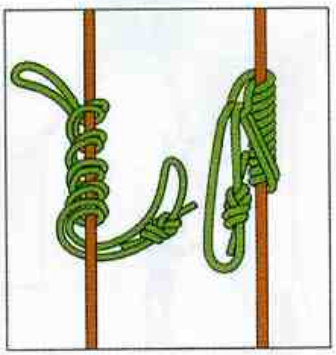

C | Releasing the weight of the second from a self-braking belay device and lowering. *Practice this at home !*

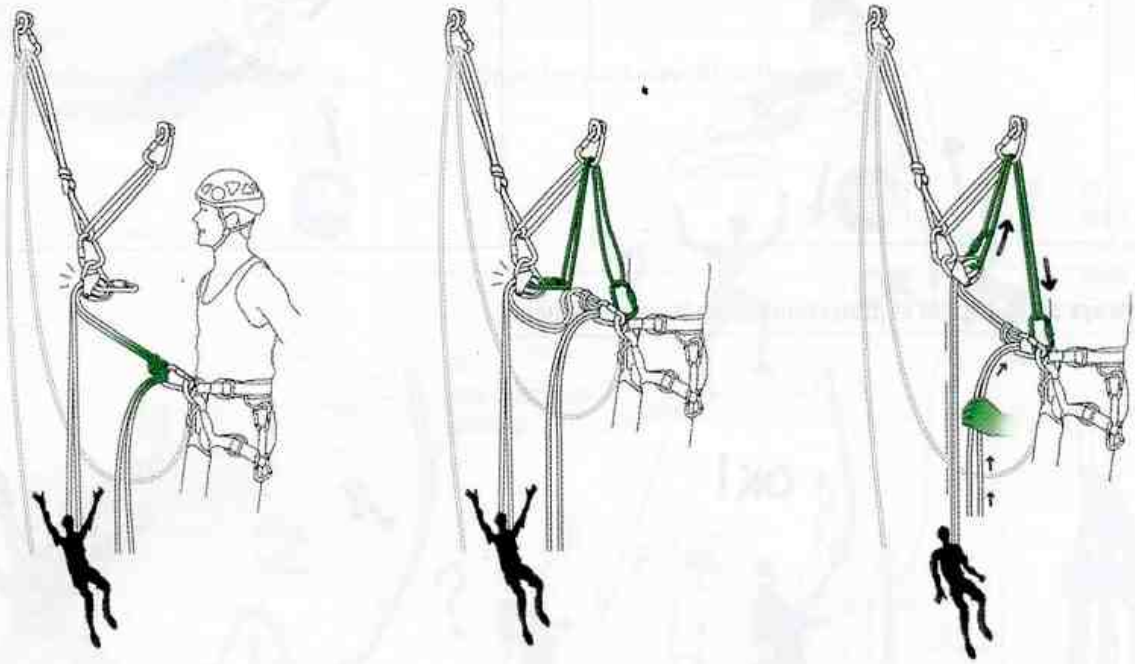

D | Be careful of sharp edges. *On long routes, use double or twin ropes.*

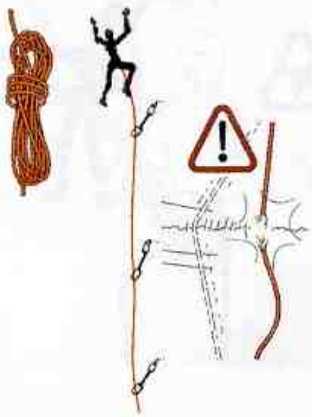

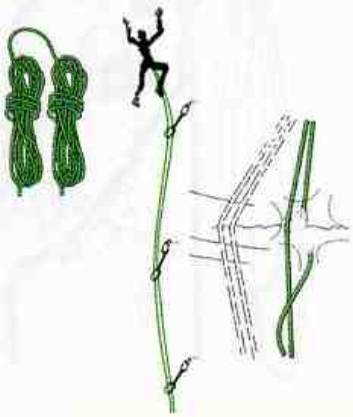

E | **Weight comparison between single ropes, double ropes and twin ropes**

F | **Rappel distances**

G | **Coiling and carrying the rope**

H | ***Fasten your shoes to the equipment loop with a SPEEDY screw link***

E

	①	½	
	78 g/m	2 x 48 = 96 g/m	2 x 37 = 74 g/m

F

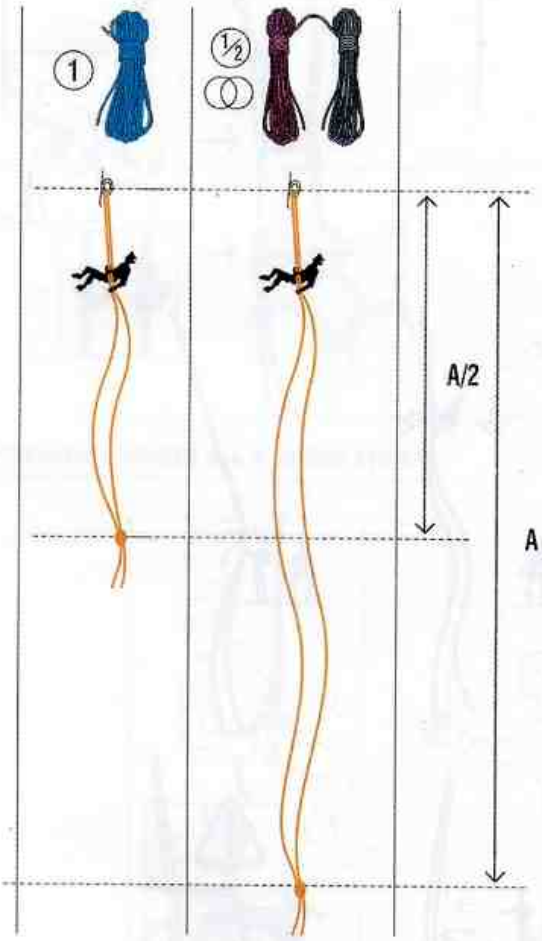

G

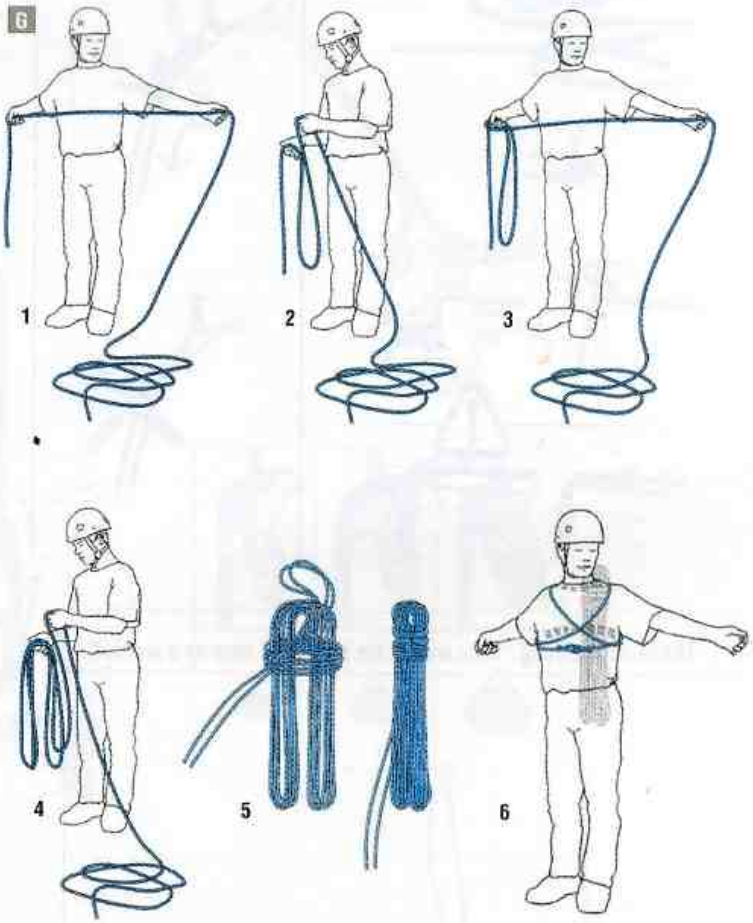

H

PETZL

RAPPELLING

A | **Preparation of the rope.** *Be meticulous about the position of the knot, and look out for kinks and twists*



B | **Team rappelling.** *Tie a knot in the end of the rope as a precaution.*



C | Tips: *sling / lanyard for rappelling, how to prevent dropping the REVERSO*

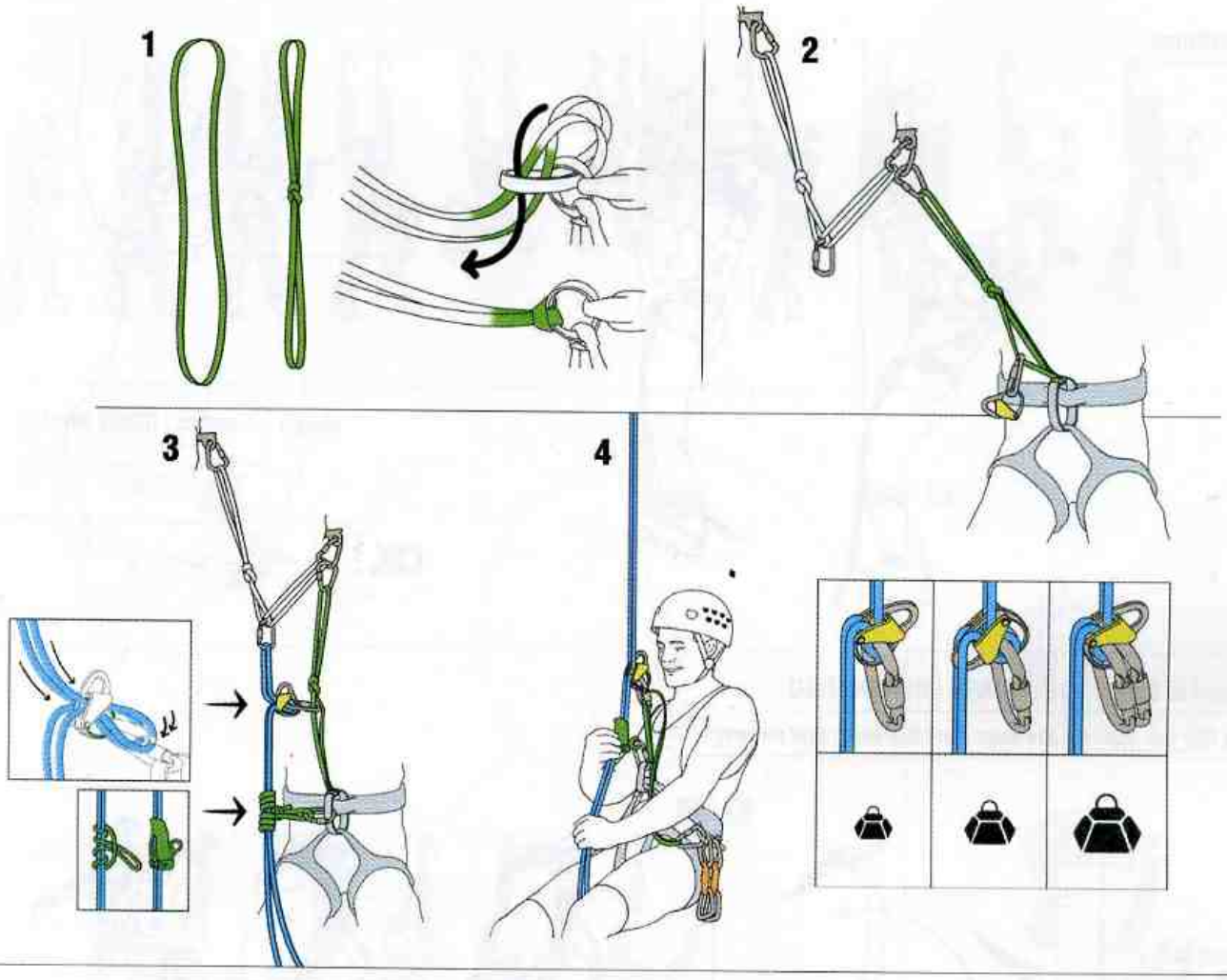

D | Precaution: always use a backup system

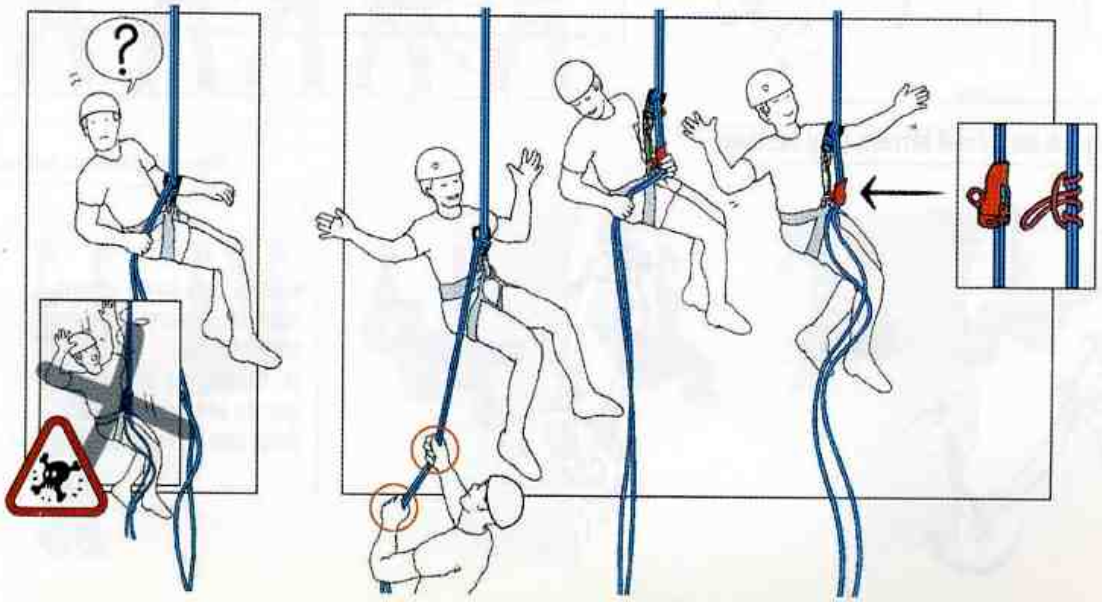

PETZL

ICE AND MIXED - TERRAIN CLIMBING

A | Basic positions

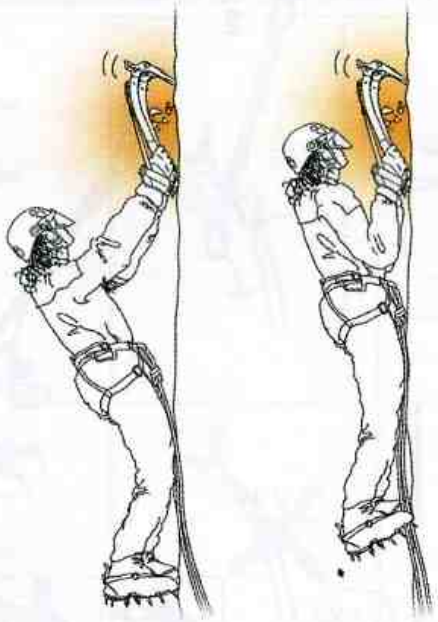

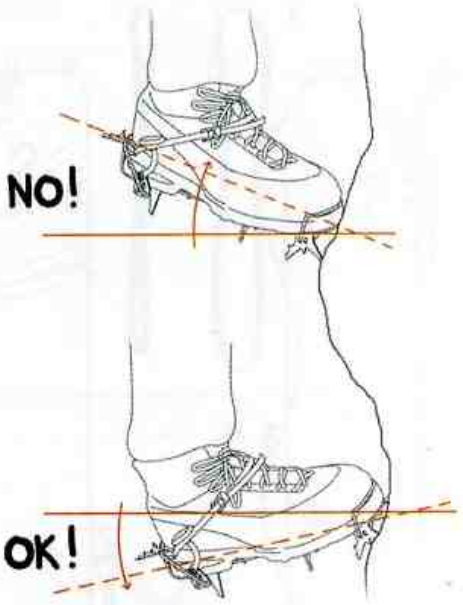

B | Placement of the ice-axe : QUARK / QUARK ERGO

C | Freeing the ice axe: *ice axe picks don't like being bent sideways!*

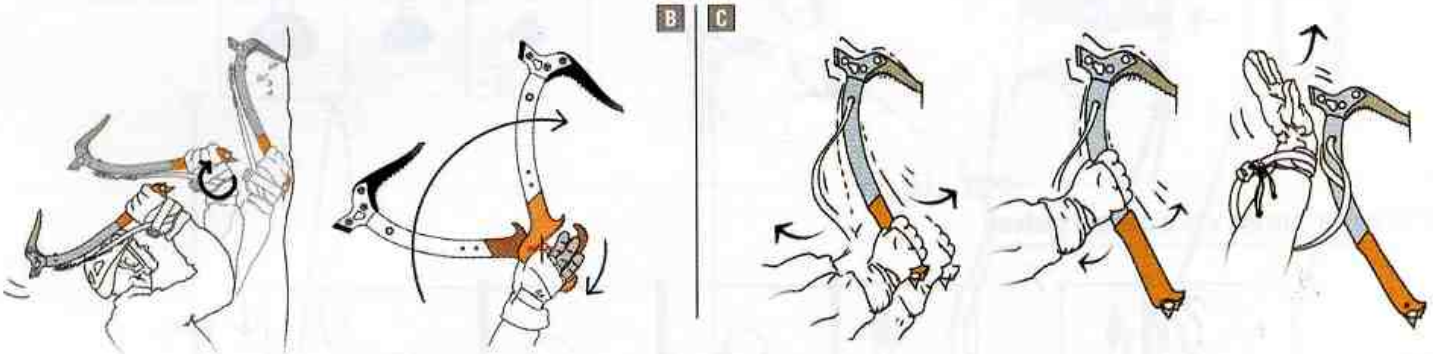

D | Jamming the pick on mixed terrain (dry tooling)

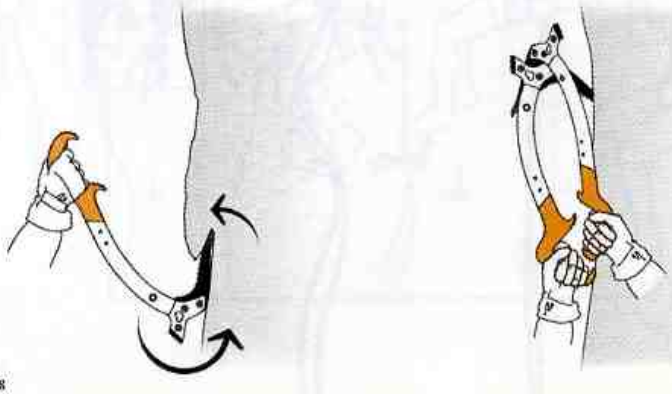

Ice axes used for dry-tooling should be reserved exclusively for dry-tooling.
Do not use your dry-tooling gear on adventure climbs (long mountain routes, icefalls...).

E | Basic sequence

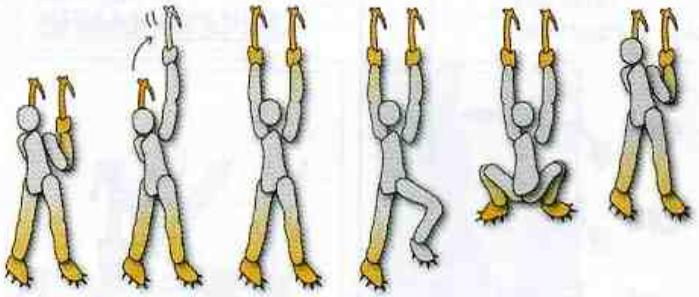

F | Expert sequence

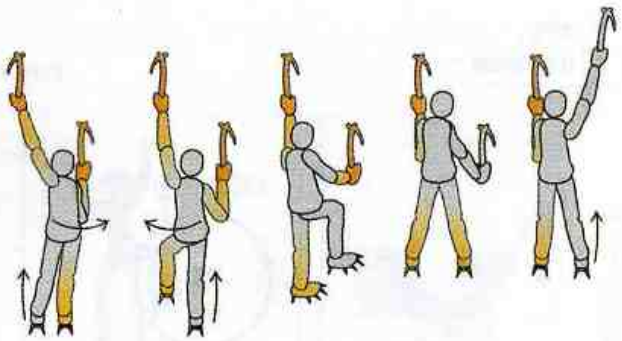

G | QUARK ERGO : changing hands

H | Mantel move

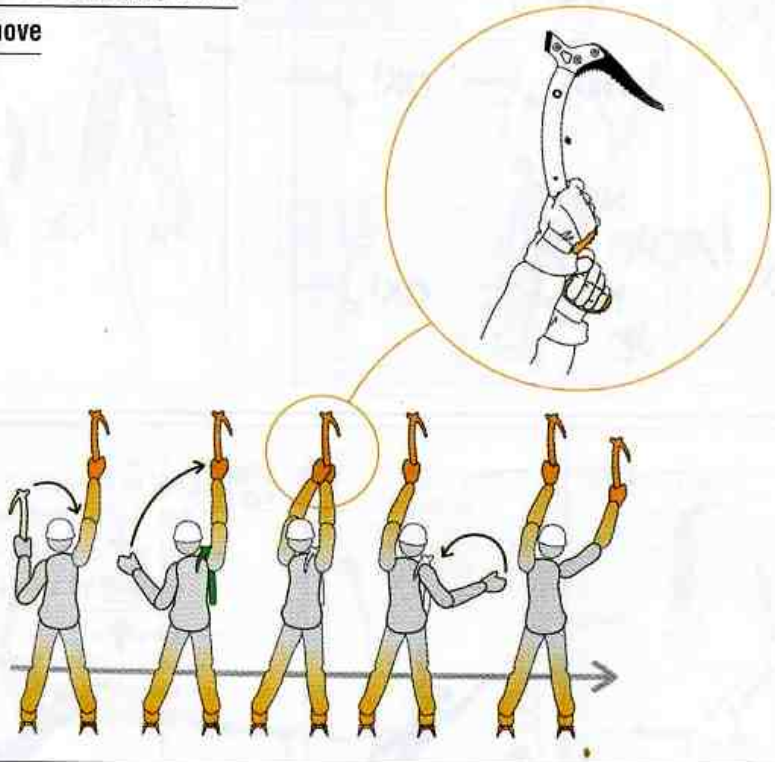

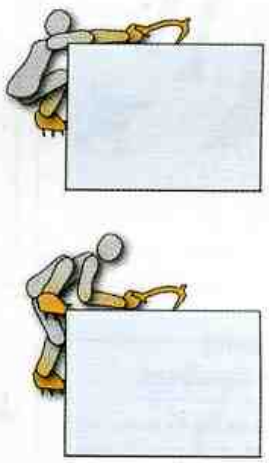

I | Yaniro: *when the footholds run out!*

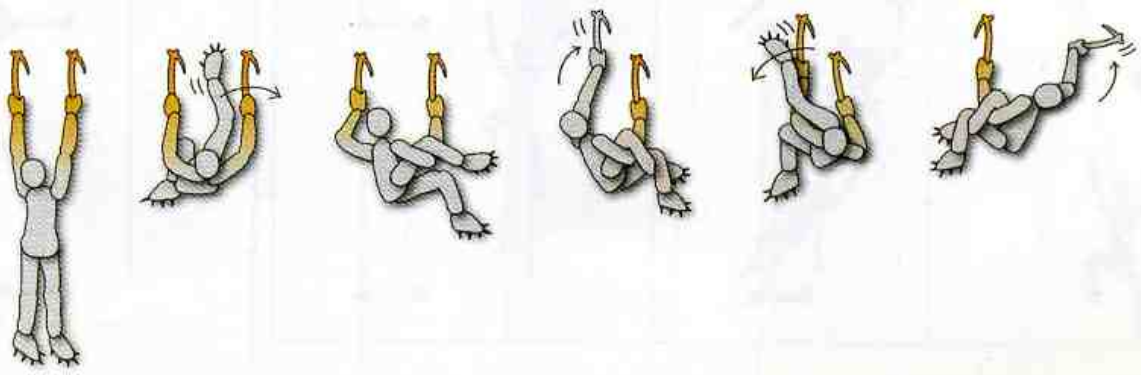

PETZL

Information is non-exhaustive. Refer to the other pages as well as to the user instructions and technical manuals. Technical training is essential.

ICE AND MIXED - TERRAIN PROTECTION

A Placing an ice screw

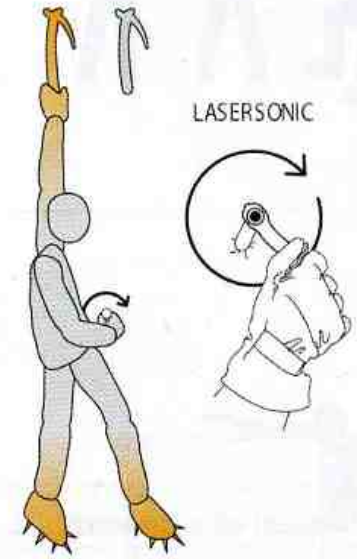

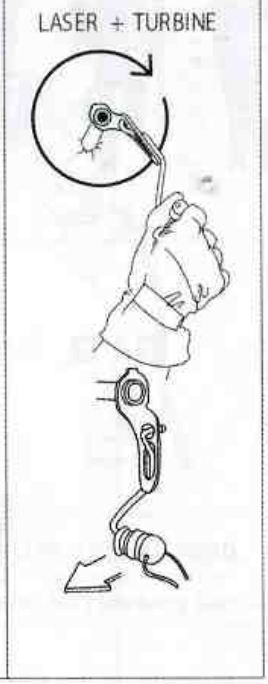

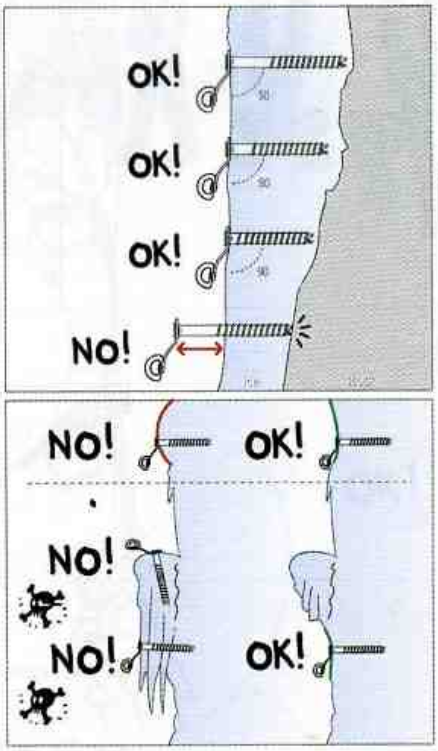

B Temporary protection while placing a screw

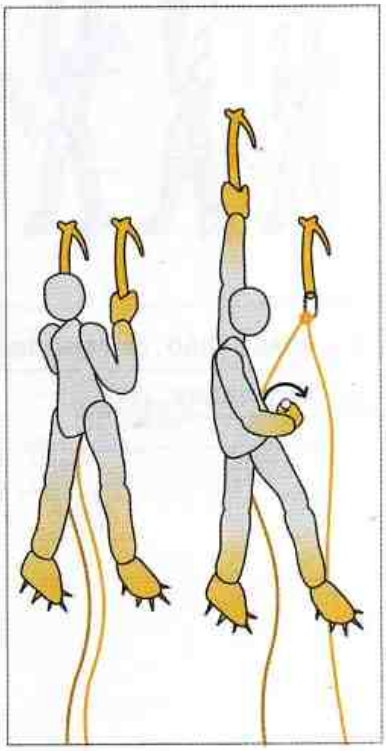

C Positioning shock absorbers:

useful for the first ice screws and also higher up the pitch according to the quality of the ice, difficulties above, rope drag...

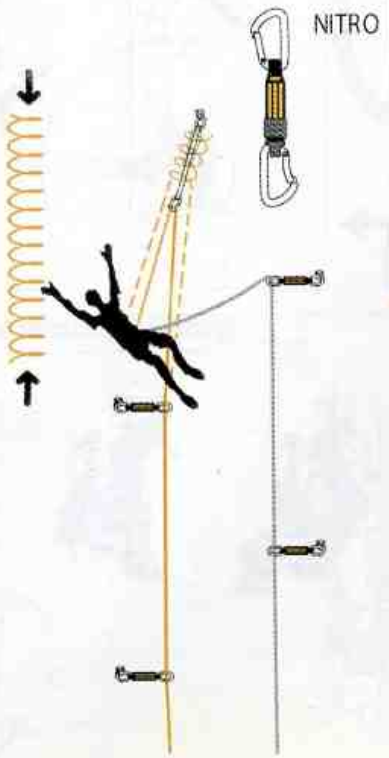

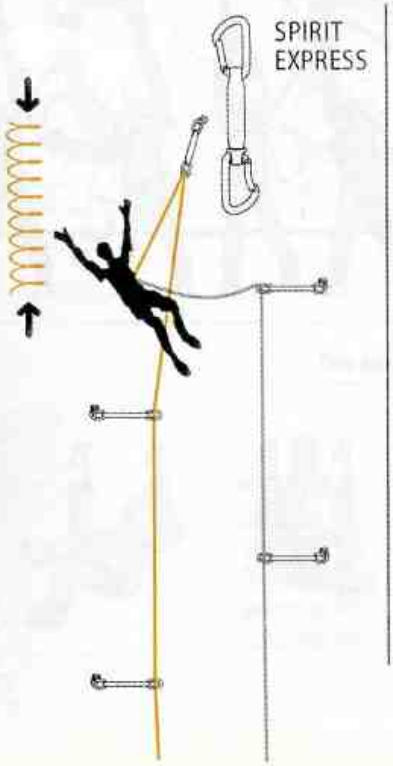

D Anticipate the position of the belay



E The belay : link together at least 2 screws



F Warning, if exposed to the sun for an extended period, the holding power of an ice screw can be reduced by heating

(e.g. top rope anchors). Check the belay from time to time and use a third ice screw, not under tension, as a back-up. The belay can also be covered by snow to avoid heating of the ice screws.

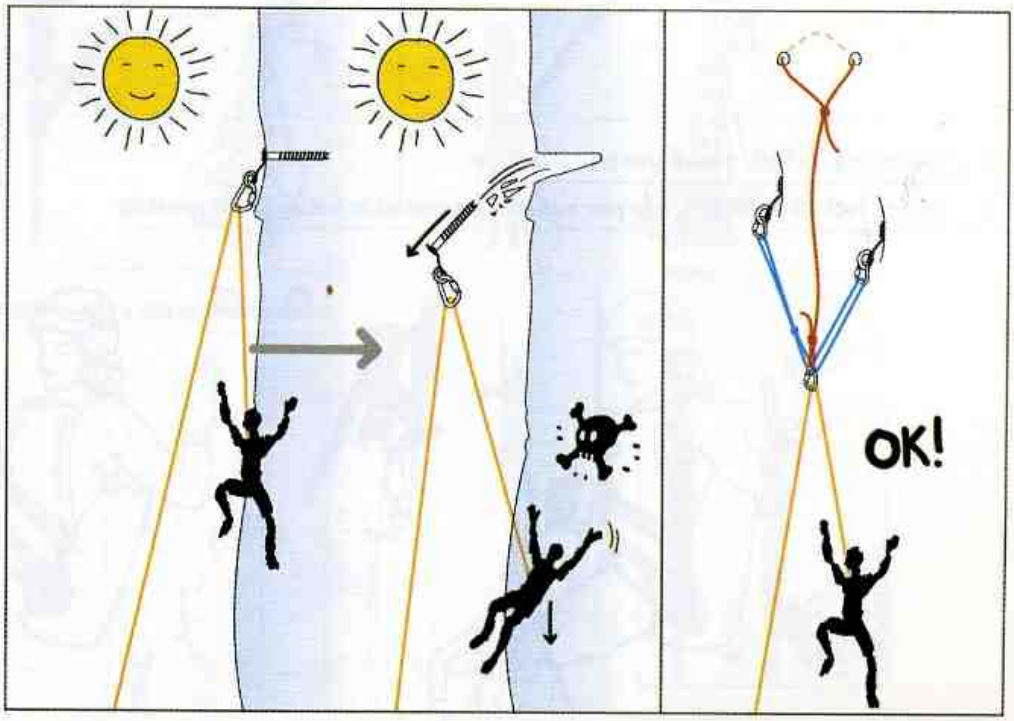

PETZL

Information is non-exhaustive. Refer to the other pages as well as to the user instructions and technical manuals. Technical training is essential.

CANYONING - TECHNIQUES FOR DESCENDING

A | **Descent on a single rope:** *position the descender's carabiner gate next to the body*

B | **Braking positions:** *choose the position to suit your weight, the rope and the terrain*

C | **Additional braking:** *for passing under a waterfall, for the last few meters of the descent...*

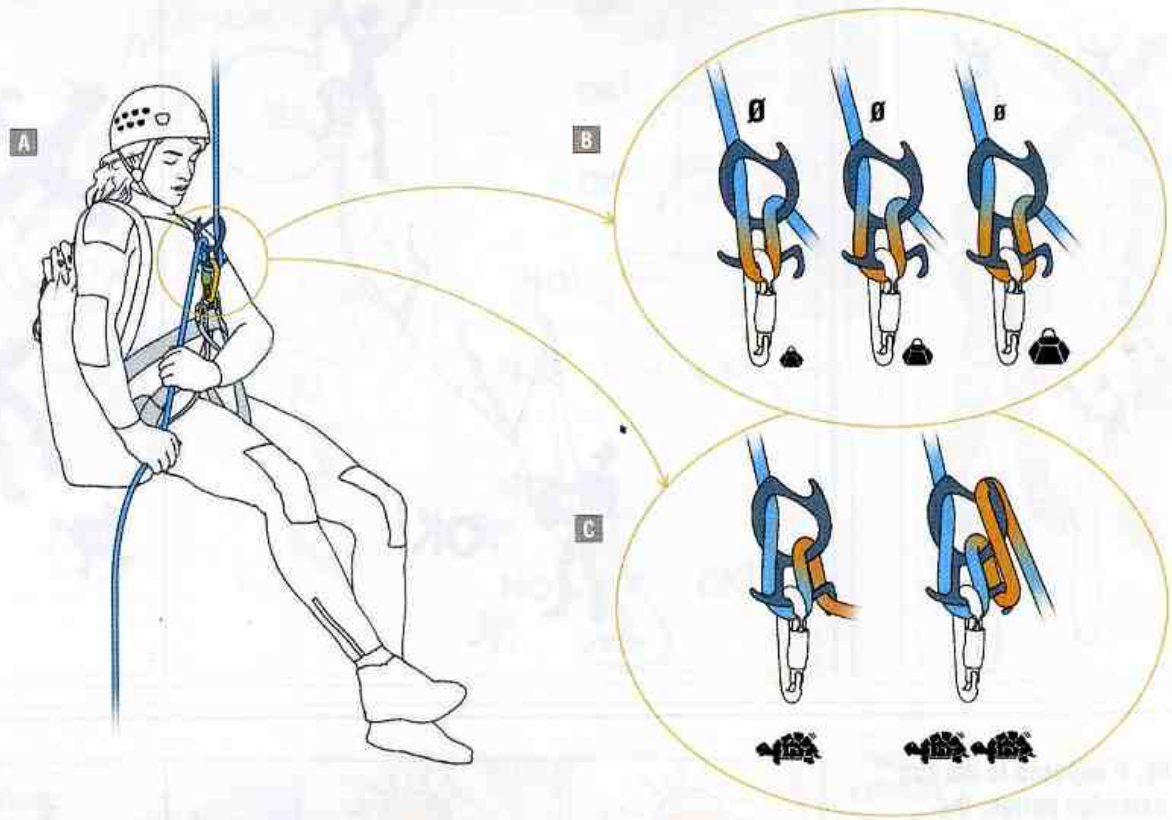

D | **Temporary lockoff:** *always keep hold of the rope*

E | **Secure lockoff positions:** *take your weight off the rope while locking off and releasing*

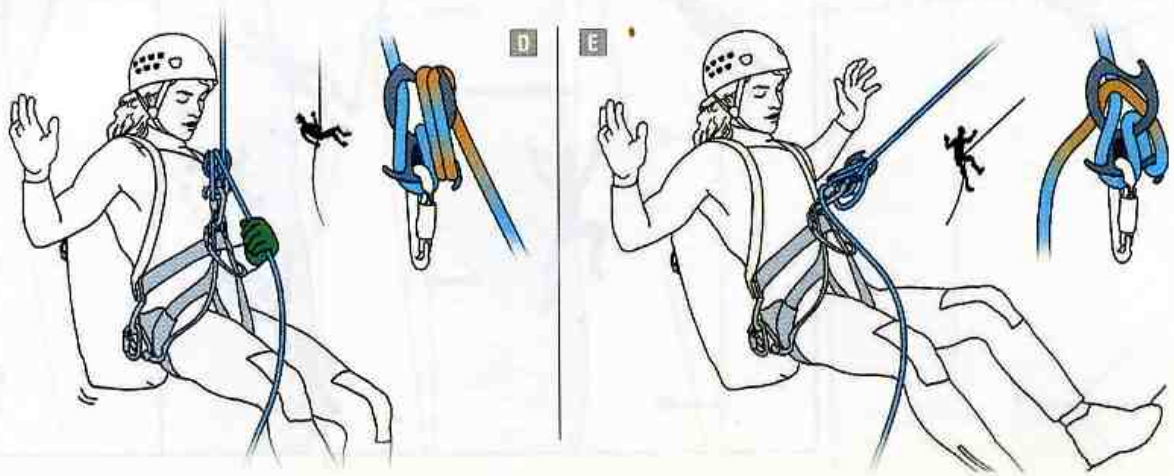

F | The blocked rappel: *separate the two ropes*

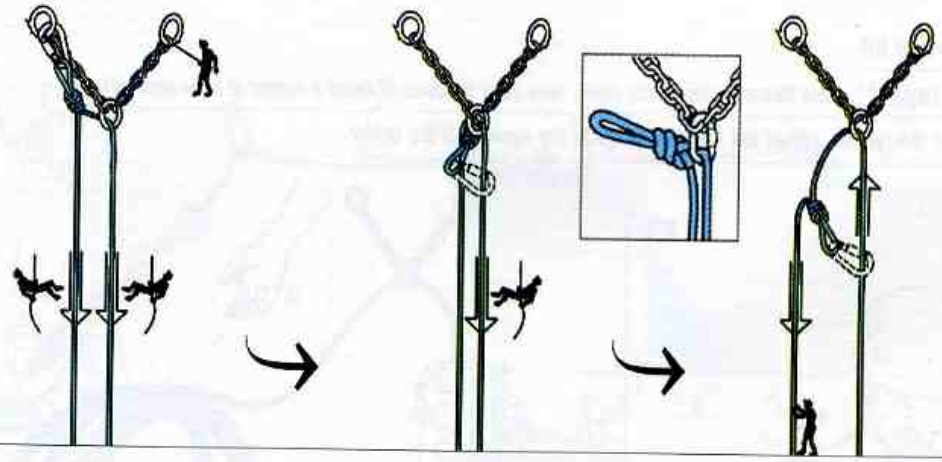

G | Italian (Munter) hitch

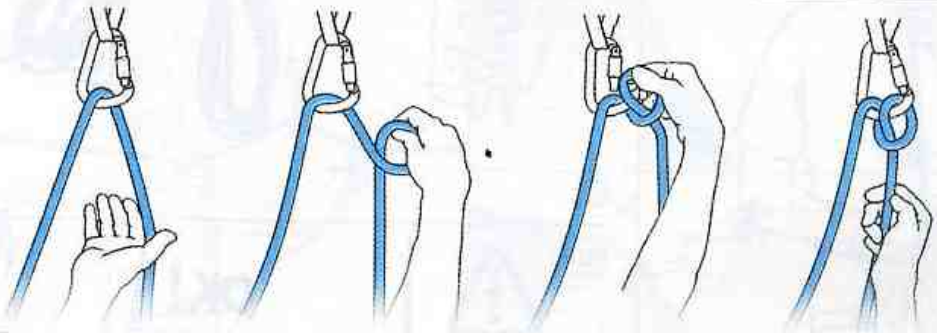

H | The releaseable abseil using an Italian (Munter) hitch with a tie-off hitch for use on waterfall descents



I | Protecting the descent: *from above, from below, with a self-protection system*

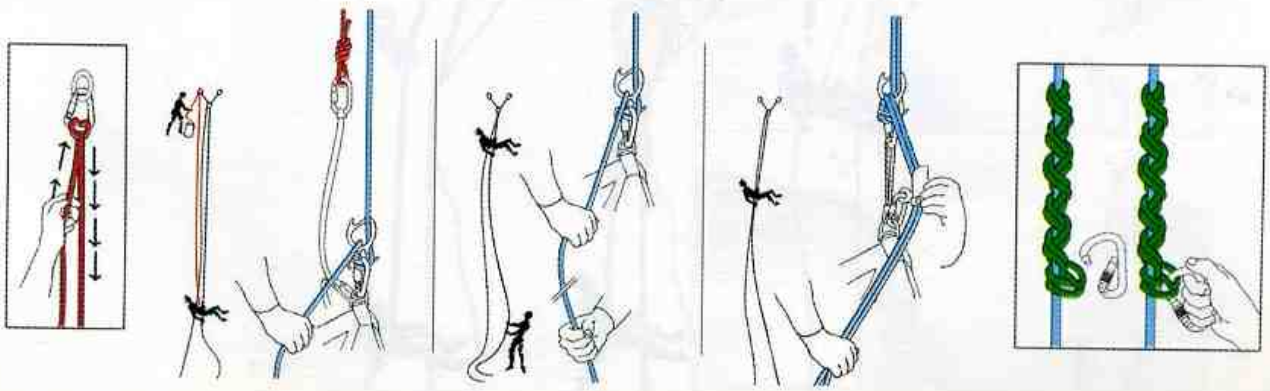

PETZL

CANYON - RIGGING

A | Preparing a rope kit

B1 | Setting up a rappel : ***when throwing down the rope, take care to leave at least a meter of rope protruding***

B2 | *Pay attention to the length, adjust the length of rope to the surface of the water*

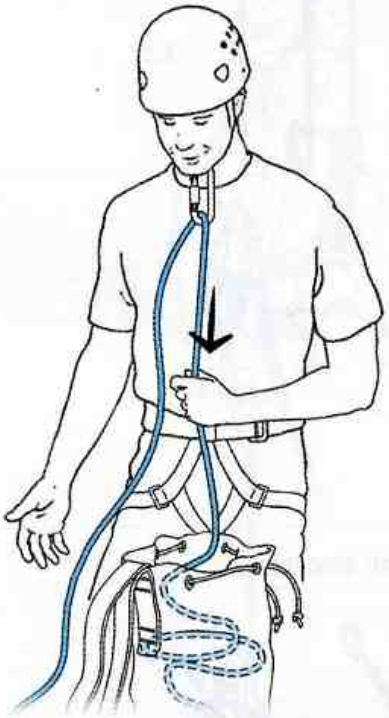

A

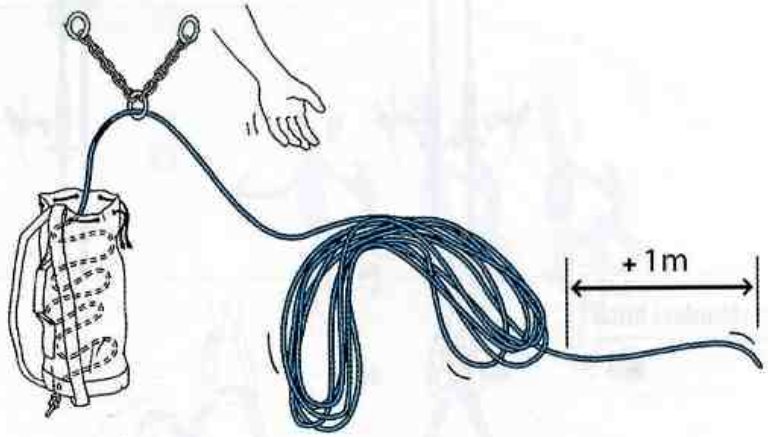

B1

B2

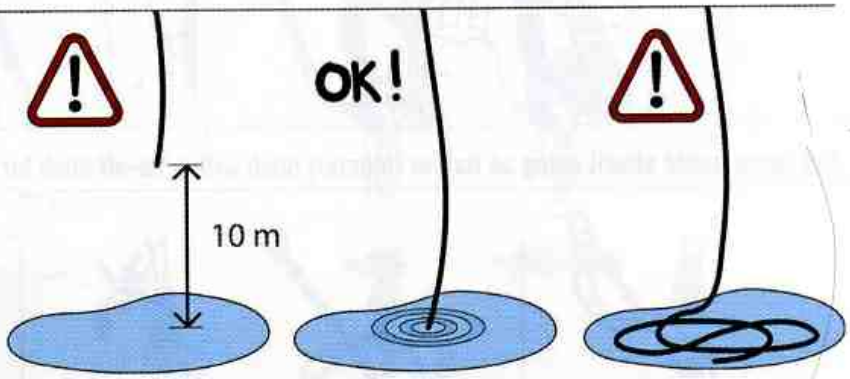

C | Protect the rope from abrasion

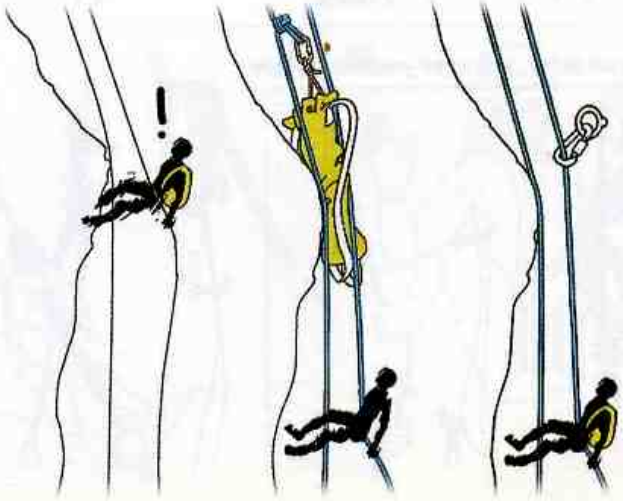

D | Setting up a horizontal line for traversing. Make sure the belayer is clipped in

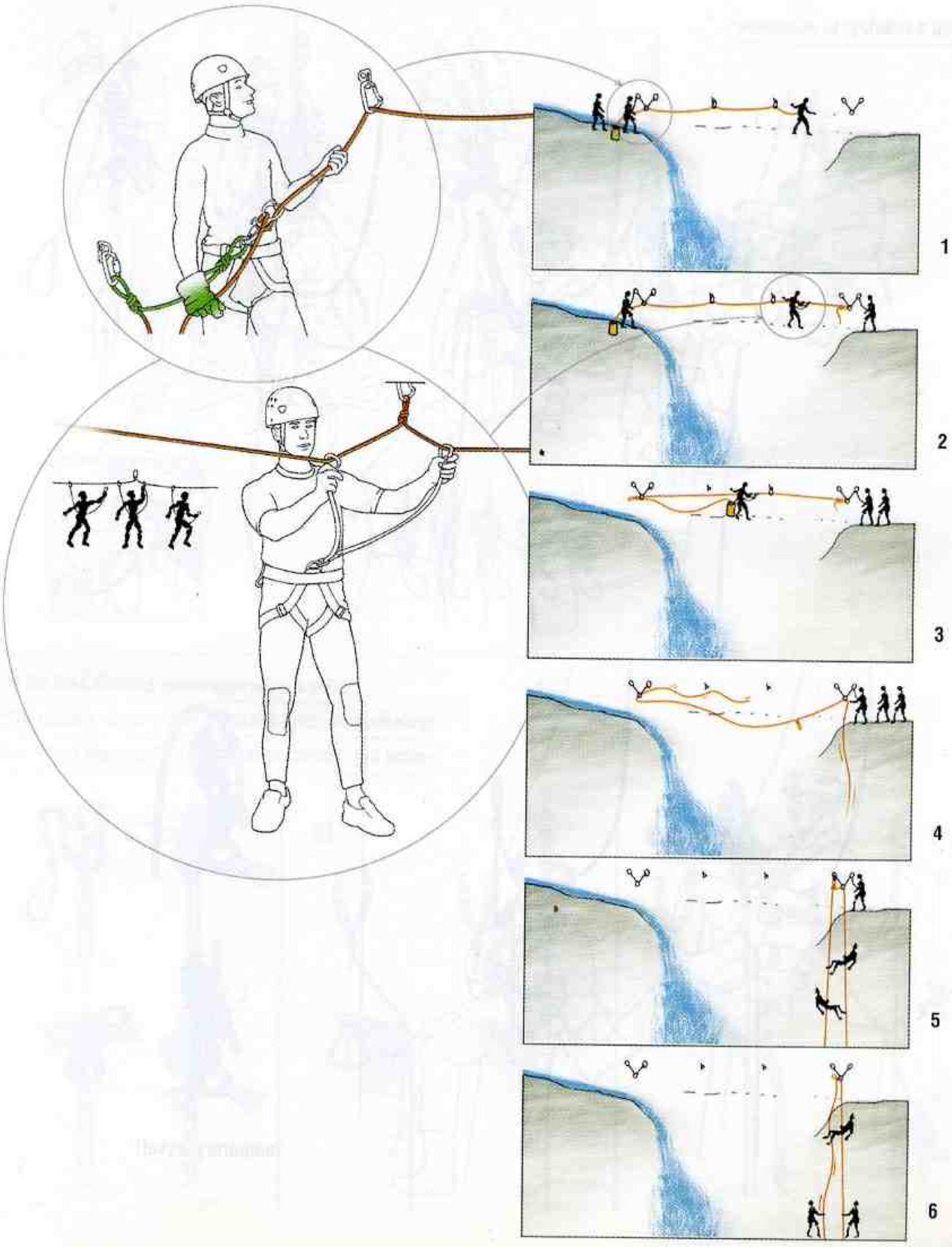

PETZL

Information is non-exhaustive. Refer to the other pages as well as to the user instructions and technical manuals. Technical training is essential.

CAVING DESCENT

A | Passing a rebelay: *be methodical!*

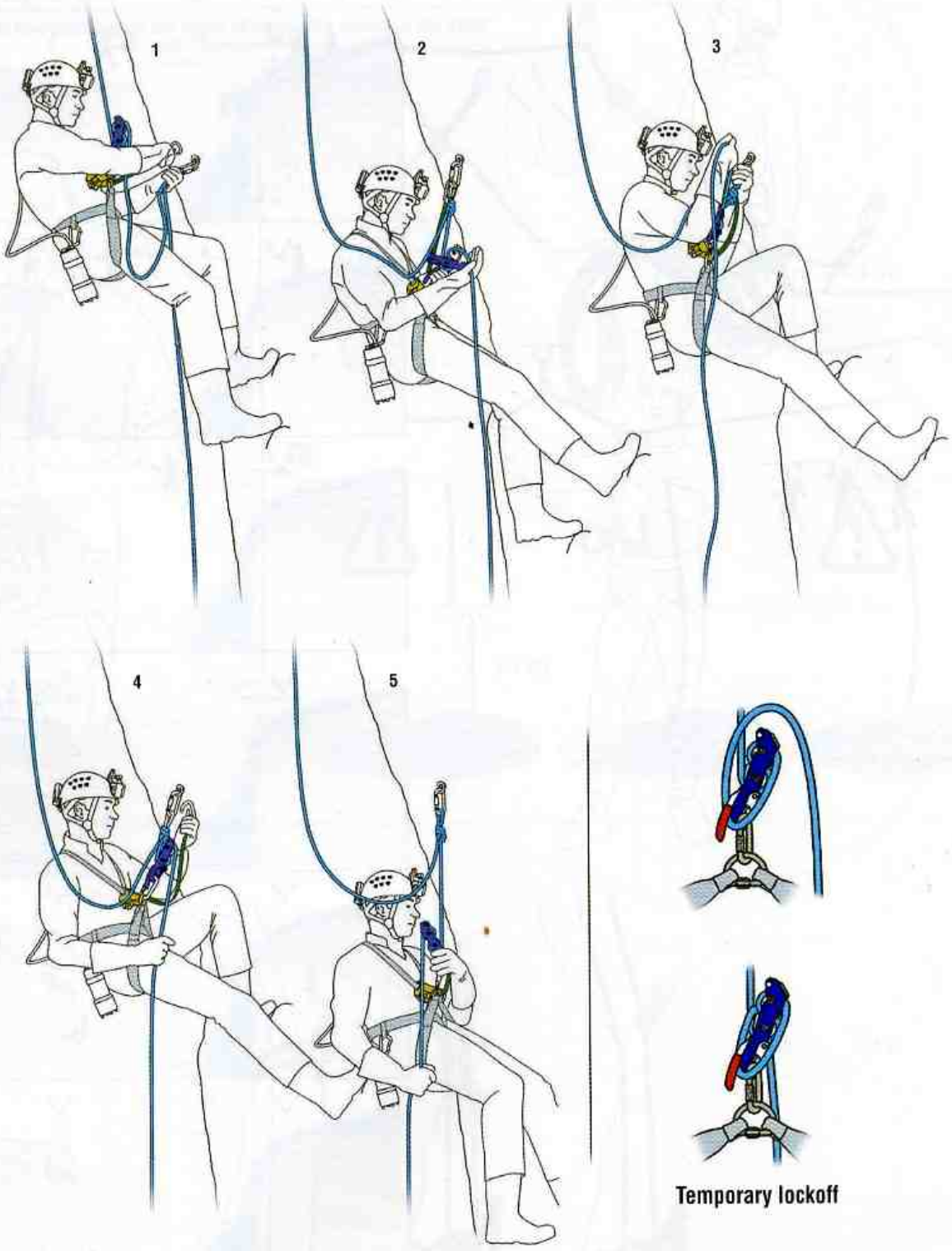

Temporary lockoff

B | Passing a knot: *don't forget the lanyard!*

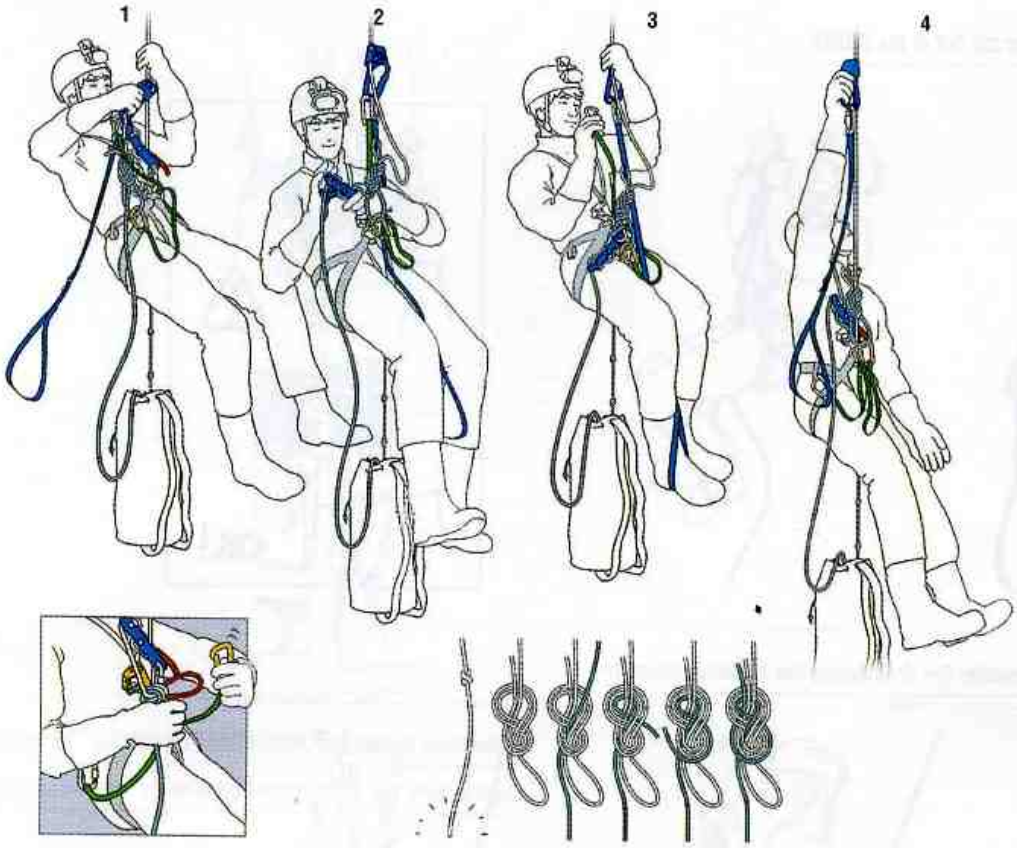

C | Knot for load sharing *(figure-eight on the bight)*

D | While rigging, think about contact points: use rebelays

E | Think about the possibility of anchor failure: fall factor

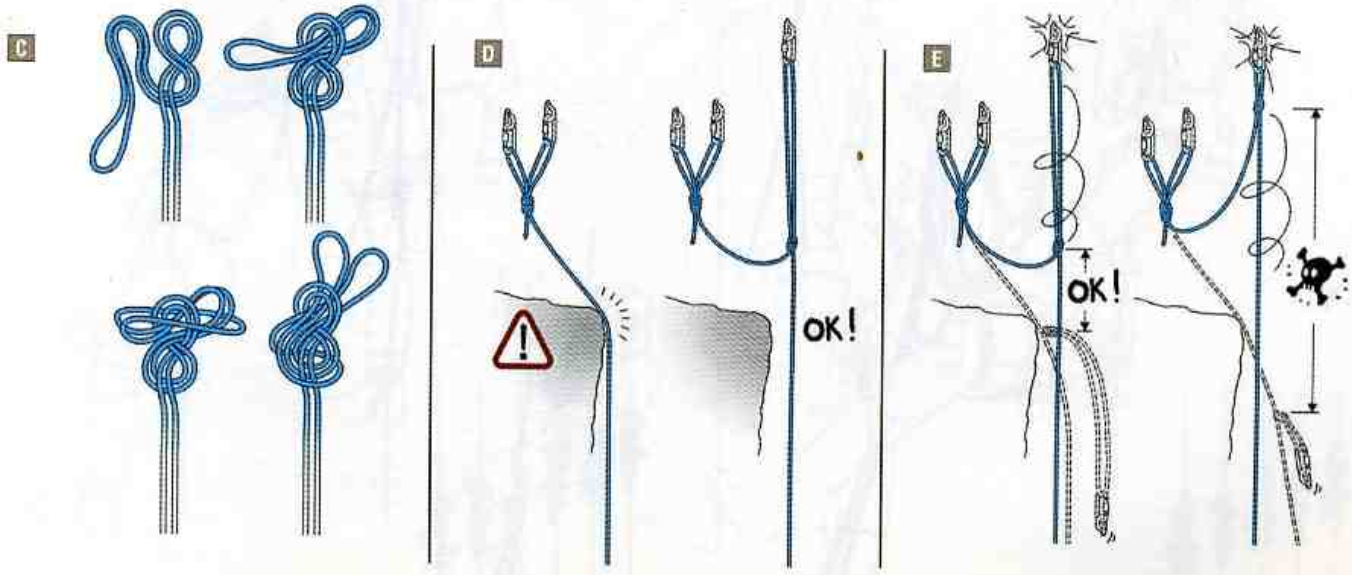

PETZL

Information is non-exhaustive. Refer to the other pages as well as to the user instructions and technical manuals. Technical training is essential.

CAVING ASCENT

A | The equipment: *the lanyard on the left of the CROLL*

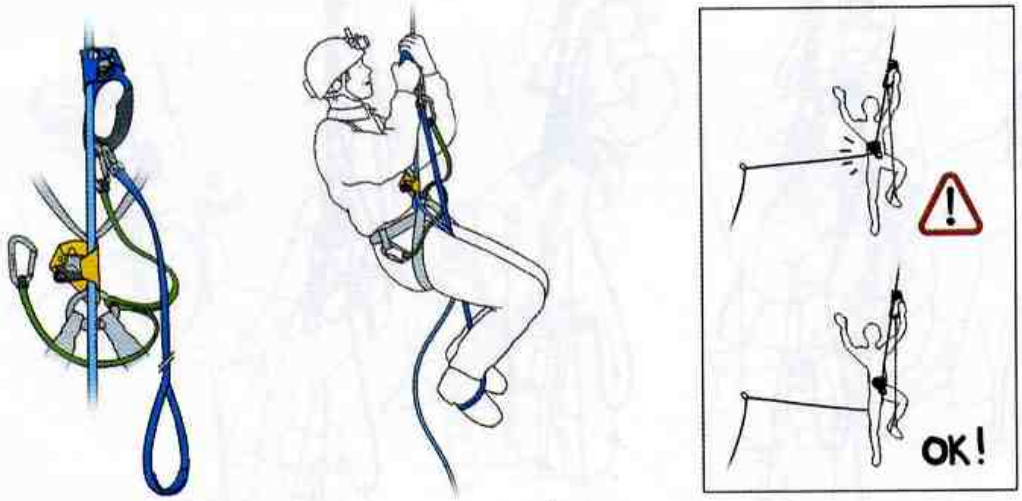

B | Passing a rebelay: *always transfer the Croll before the handled ascender*

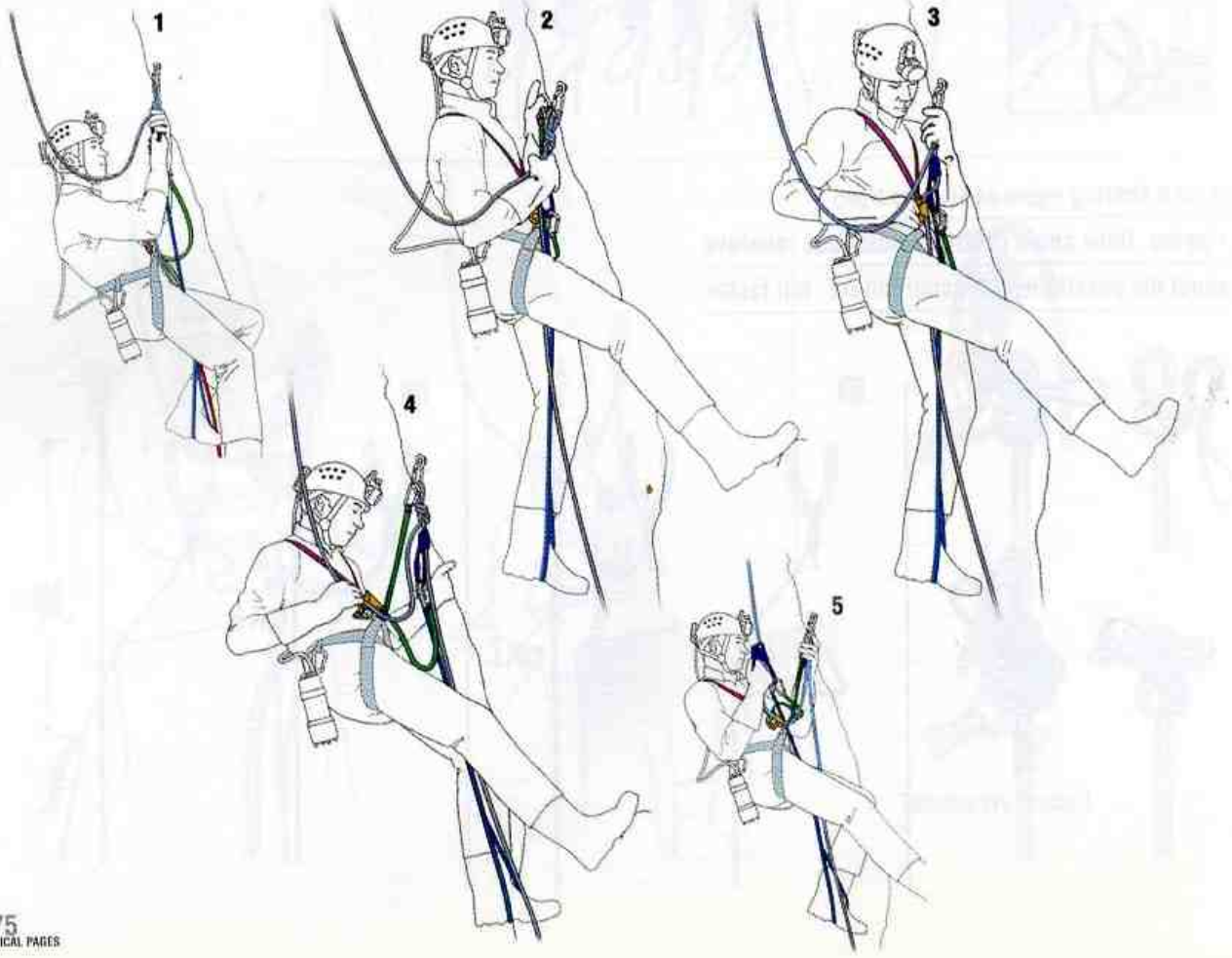

C | Tips from the experts: *use a foot-mounted ascender, fix the footloop to the leg with rubber bands and don't forget the kneepads*

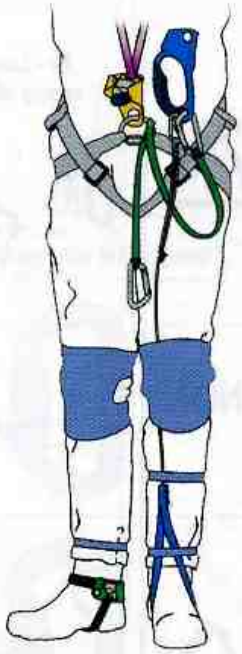

D | "Alternate" climbing technique: *the fastest method!*

E | "Simultaneous" climbing technique: *the least tiring!*

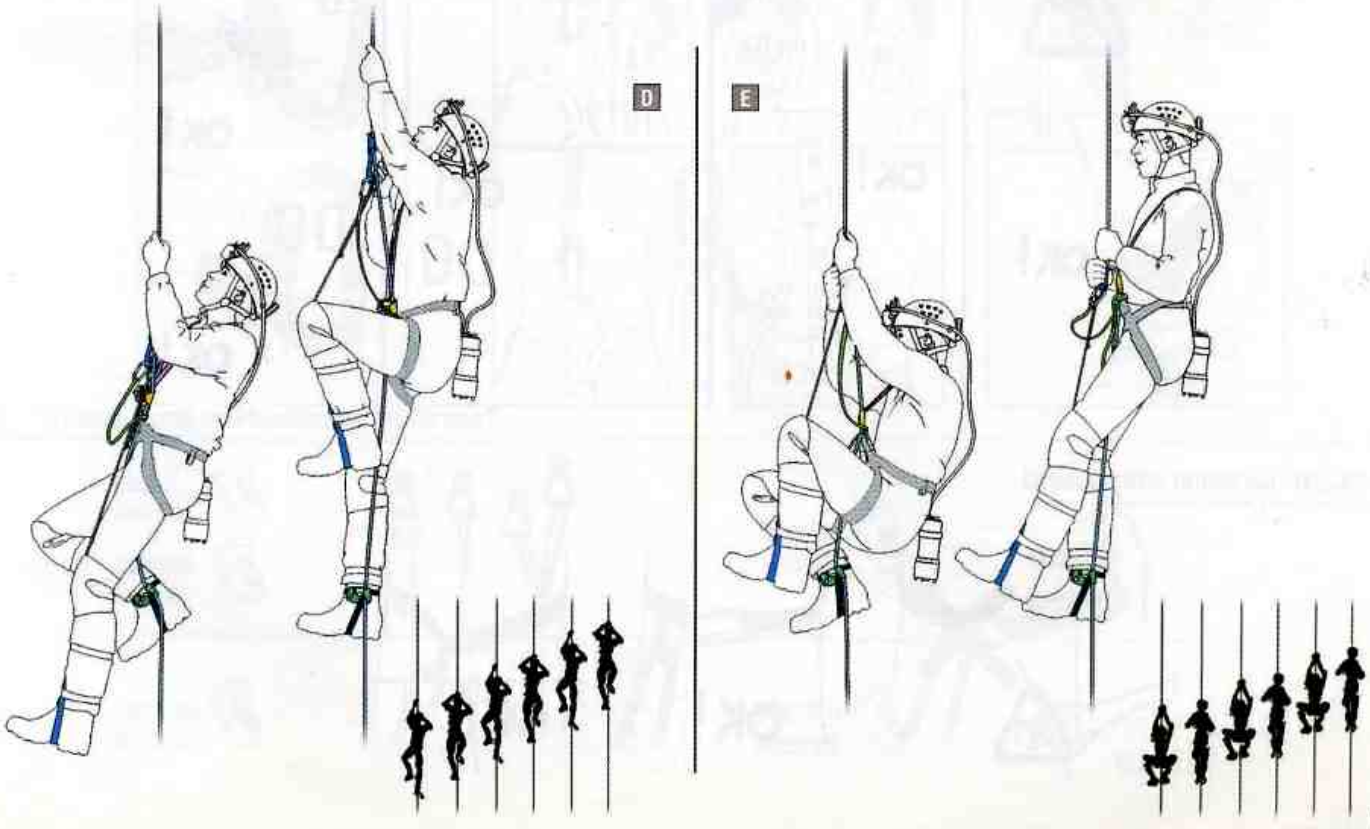

PETZL

Information is non-exhaustive. Refer to the other pages as well as to the user instructions and technical manuals. Technical training is essential.

LOCKING CARABINERS

A | Loading on carabiners

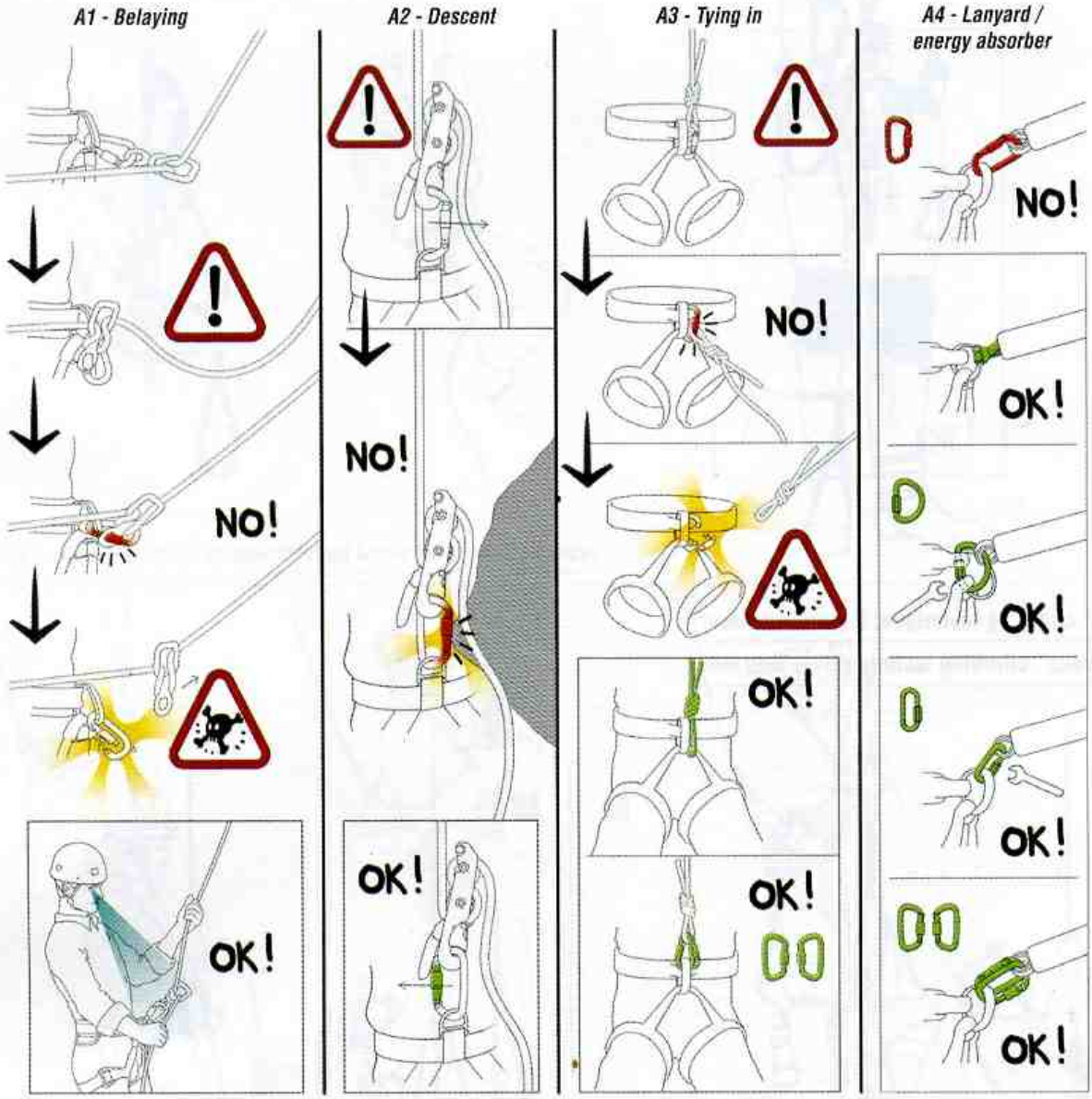

B | Danger: carabiner cross-loaded

C | Danger: lowering through webbing

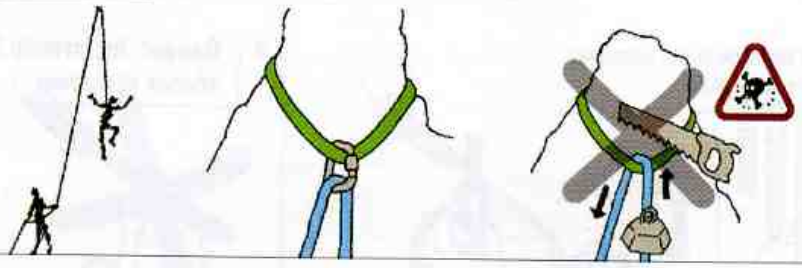

D | Which carabiner shape for which use?

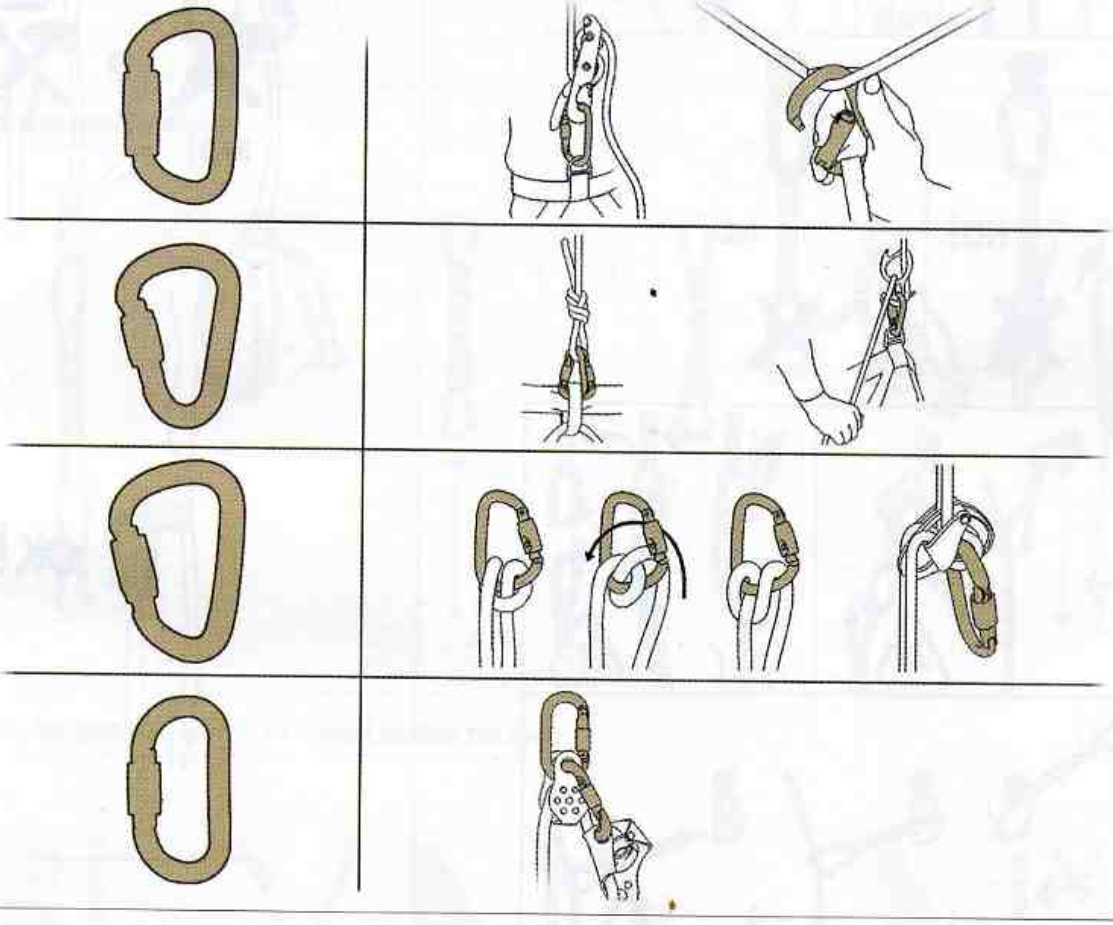

E | Which locking mechanism for which use?

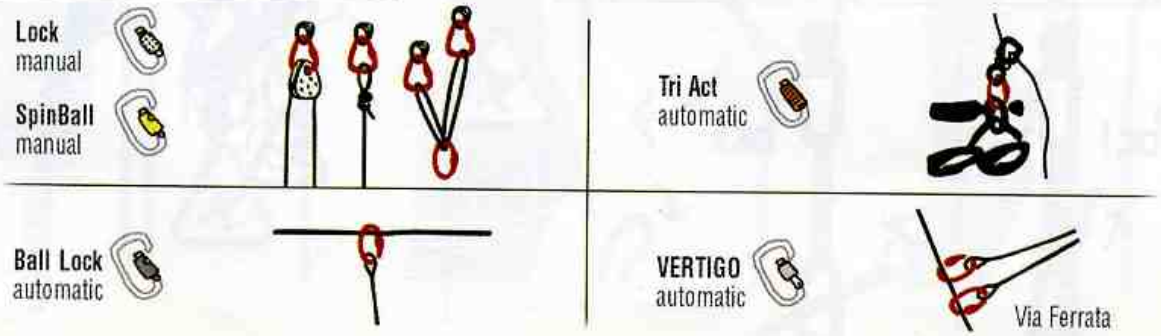

PETZL

Information is non-exhaustive. Refer to the other pages as well as to the user instructions and technical manuals. Technical training is essential.

QUICKDRAWS

A **Clipping in:** *correct positioning of the rope in the carabiner reduces the risk of unclipping of rope or anchor*

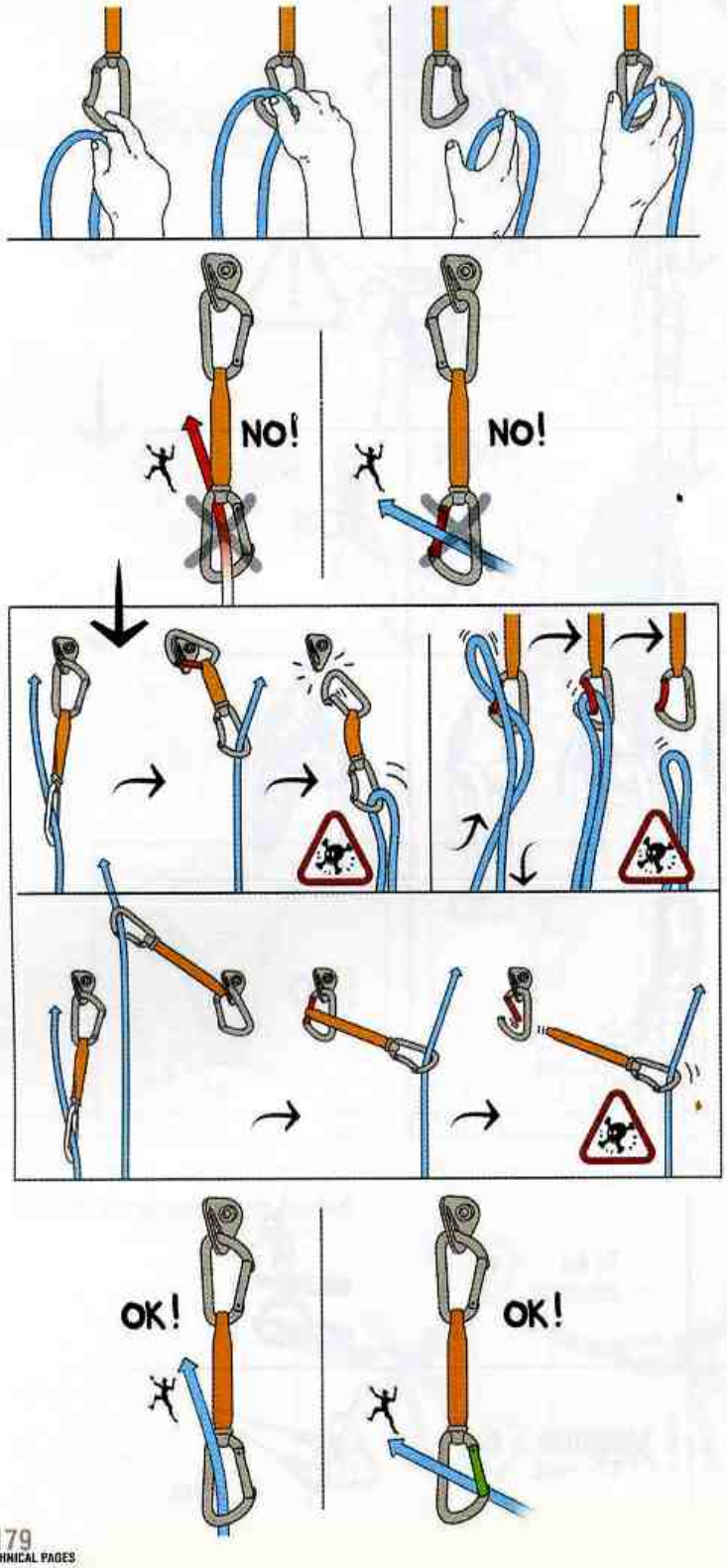

B **Danger: incorrectly loaded anchor carabiner**

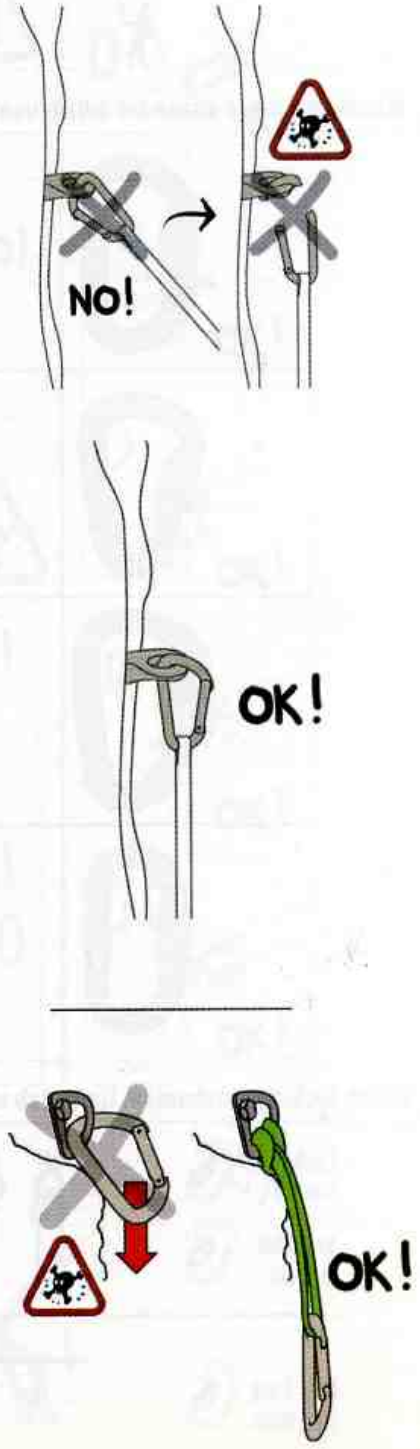

C | Use a sling of the right length to avoid incorrect loading of carabiner

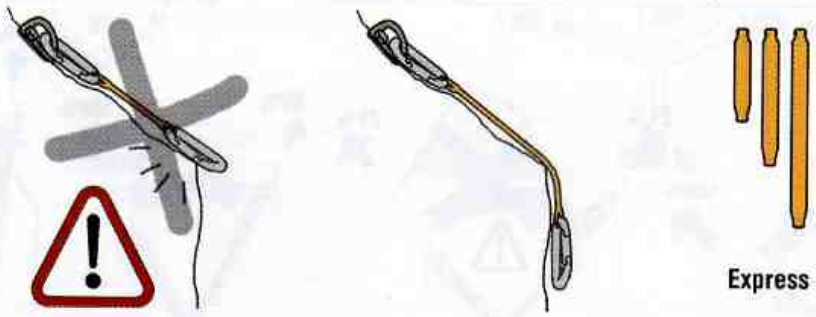

D | Sling tip: *extendable quickdraw*

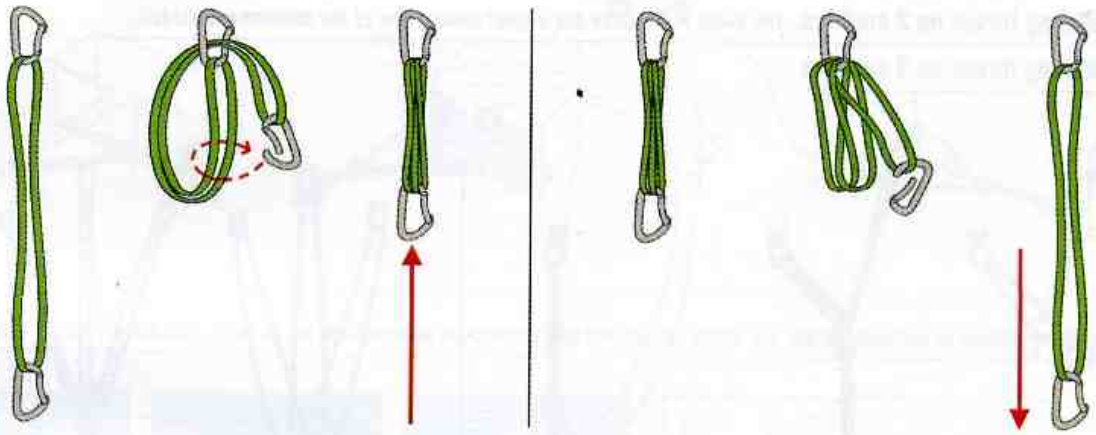

E | Be careful -the gate can open in an impact against the rock

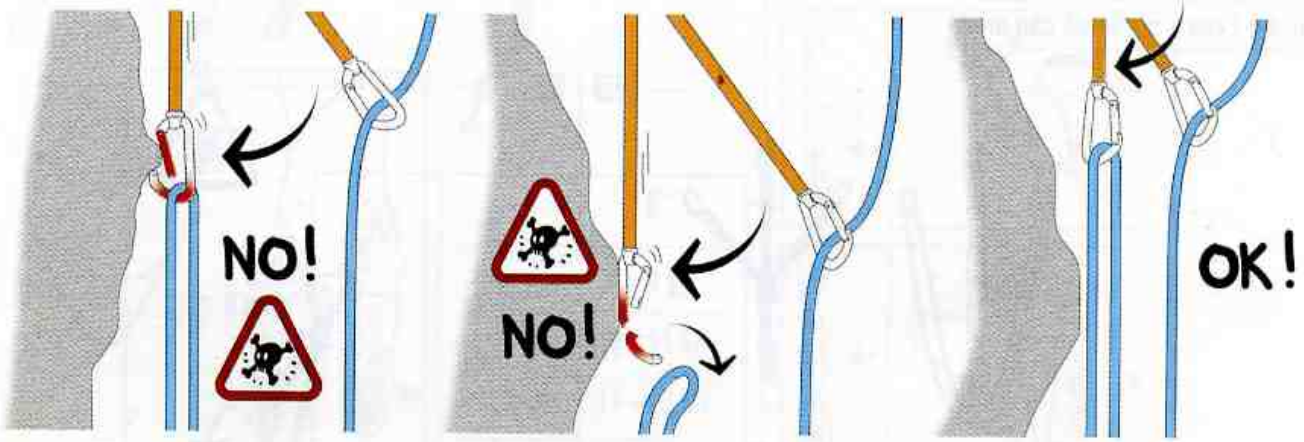

PETZL

ANCHORS 1

A | Distribution of anchor loading according to the angle of the belay slings

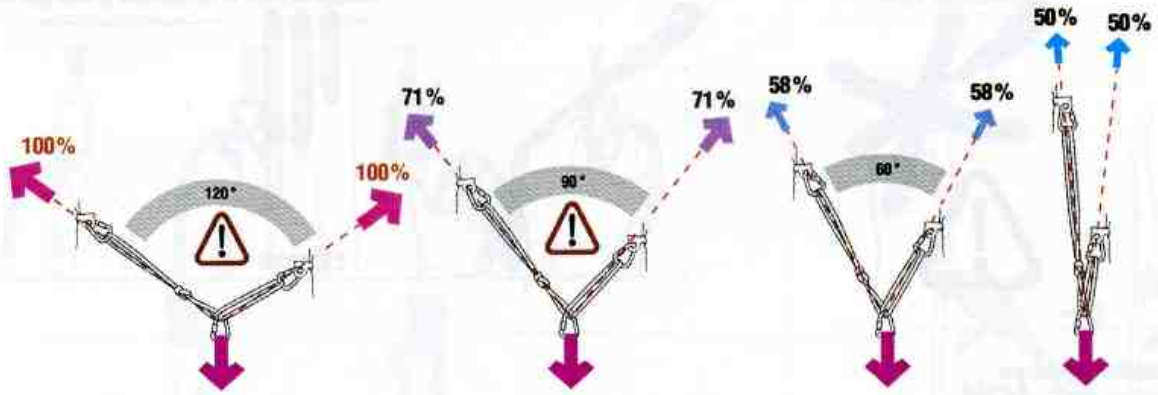

B | Belay distributing forces on 2 anchors. *The knots will reduce the impact force if one of the anchors should fail*

C | Belay distributing forces on 3 anchors

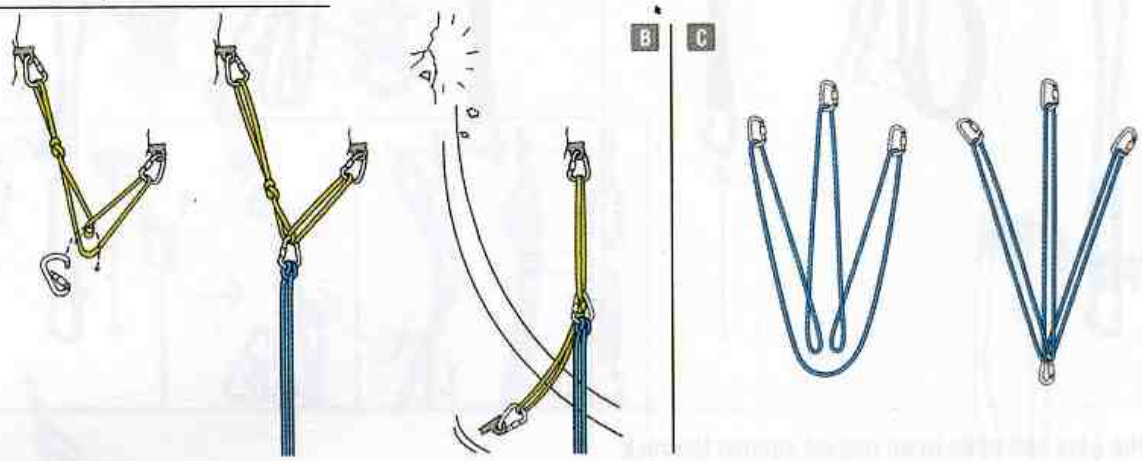

D | Technique often used to link nuts

E | Danger! Even a big block can move

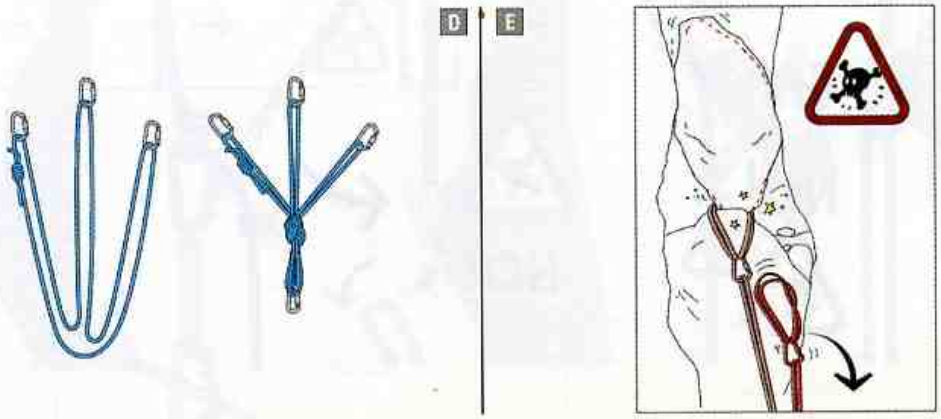

F | Strength of sling runners

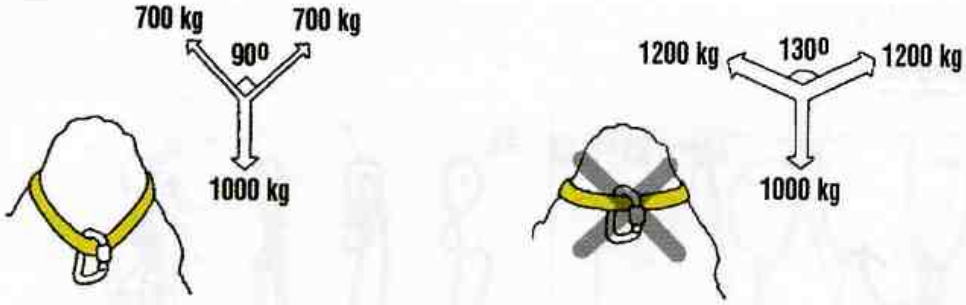

G | Snow anchors *(deadman)*

H | Ice anchors *(mushroom)*

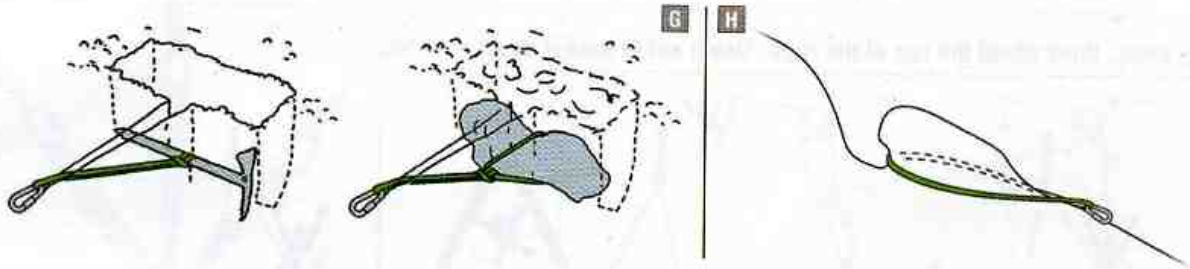

I | Anchor points on ice (threads): *think about the length of the drilling and the solidity of the ice. Do not hesitate to double or triple thread belays.*

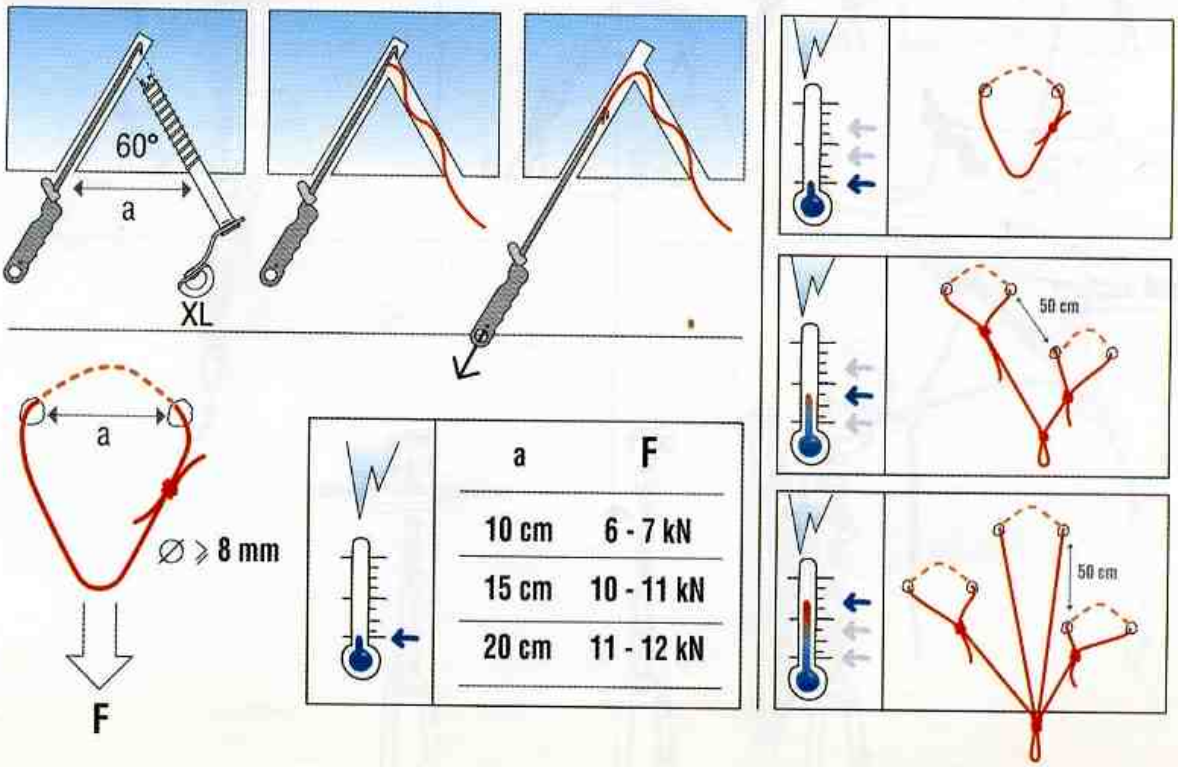

a	F
10 cm	6 - 7 kN
15 cm	10 - 11 kN
20 cm	11 - 12 kN

PETZL

Information is non-exhaustive. Refer to the other pages as well as to the user instructions and technical manuals. Technical training is essential.

ANCHORS 2

A | Sling on a projection

B | Slipknot: *to prevent the sling coming off!*

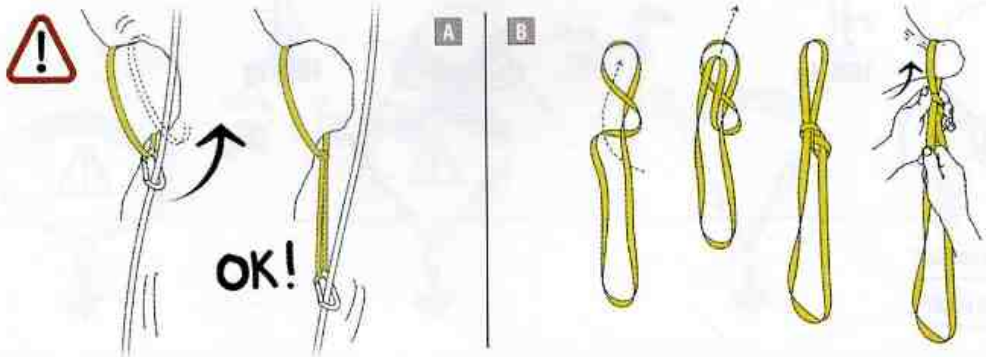

C | Placing a sling, think about the run of the rope. Use a nut to hold it down

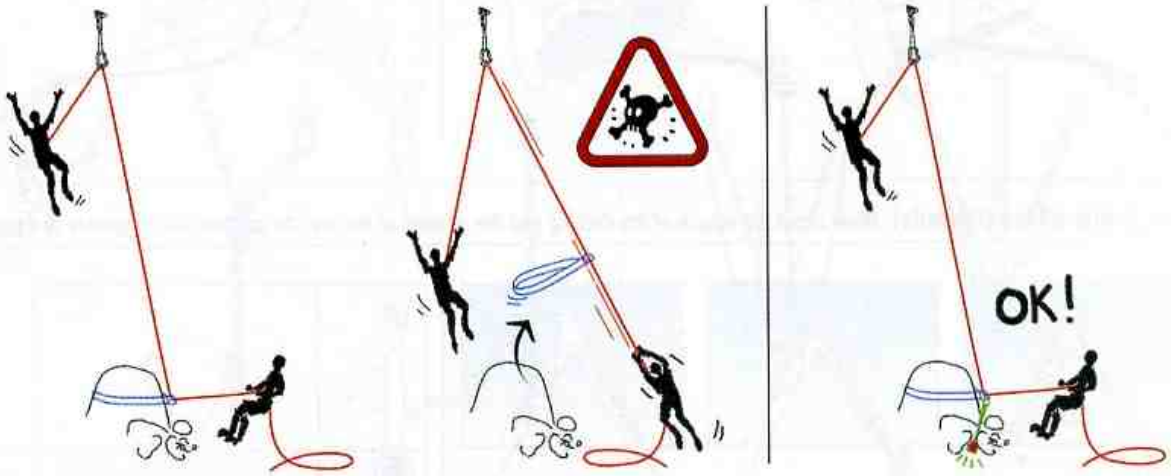

D | Tips for damaged anchors

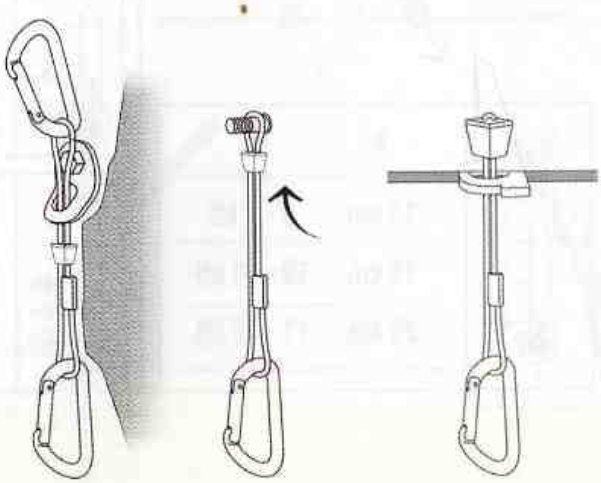

E | **Belay with nuts: one nut should always protect against an upward pull**

F | **Placing nuts**

E

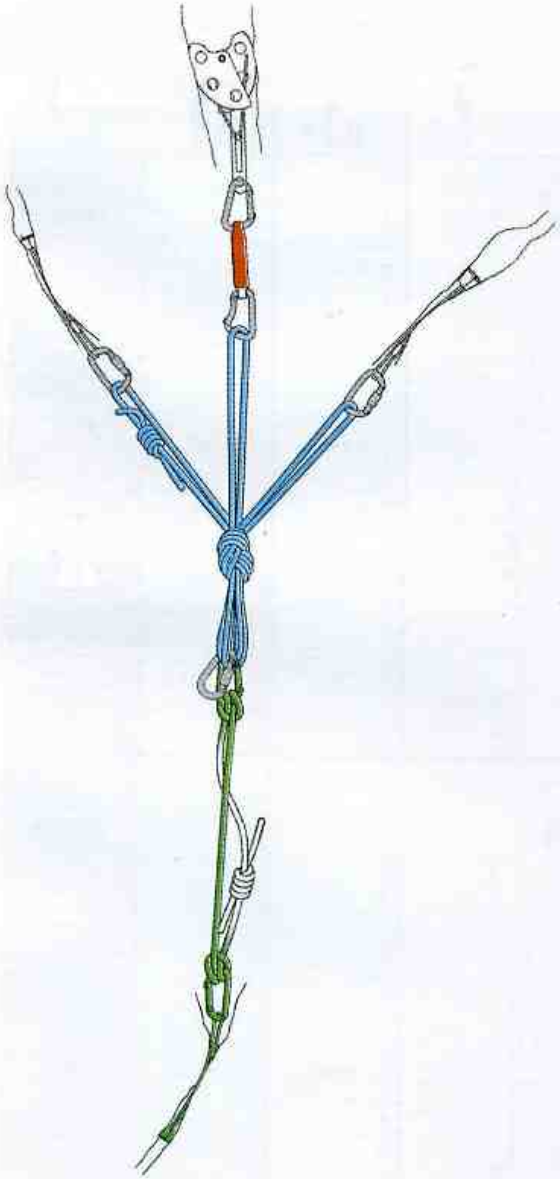

F

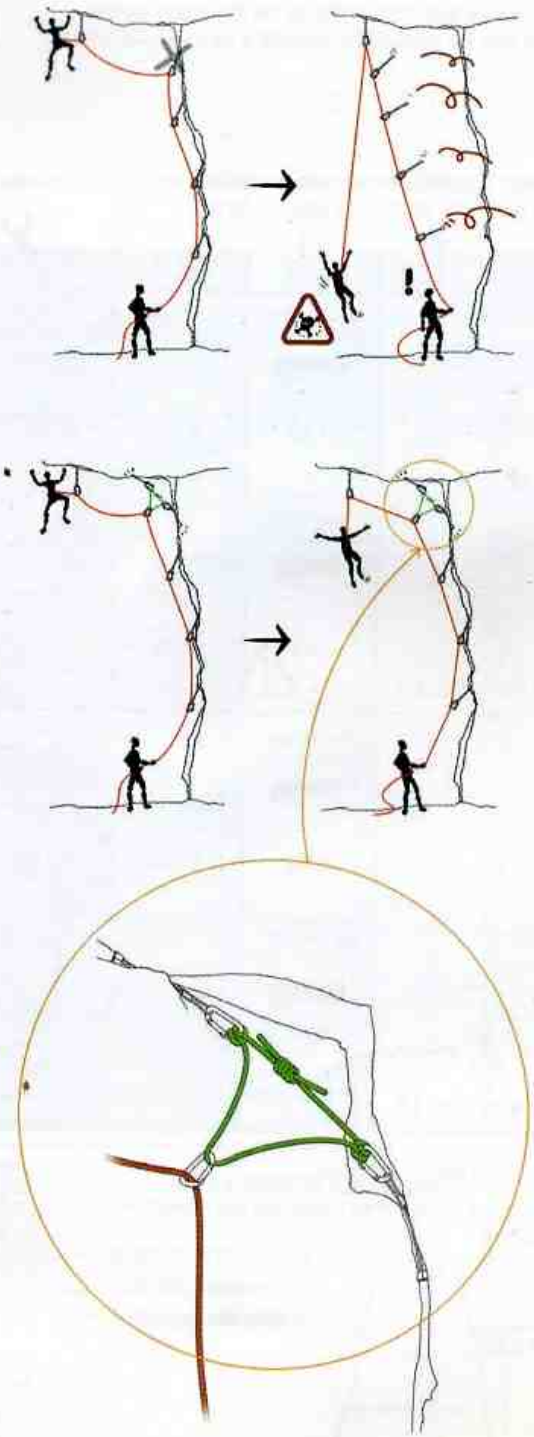

Information is non-exhaustive. Refer to the other pages as well as to the user instructions and technical manuals. Technical training is essential.

IMPACT FORCE

A Which factors reduce the impact force on a running belay?

The elasticity of the rope, running of the rope through the belay device, knots, the harness, the body of the climber, the use of an energy absorber on the running belay and especially the movement of the belayer (inertia).

Demonstration: Comparison between belaying with the belay device on the anchor, and with the belay device on the body

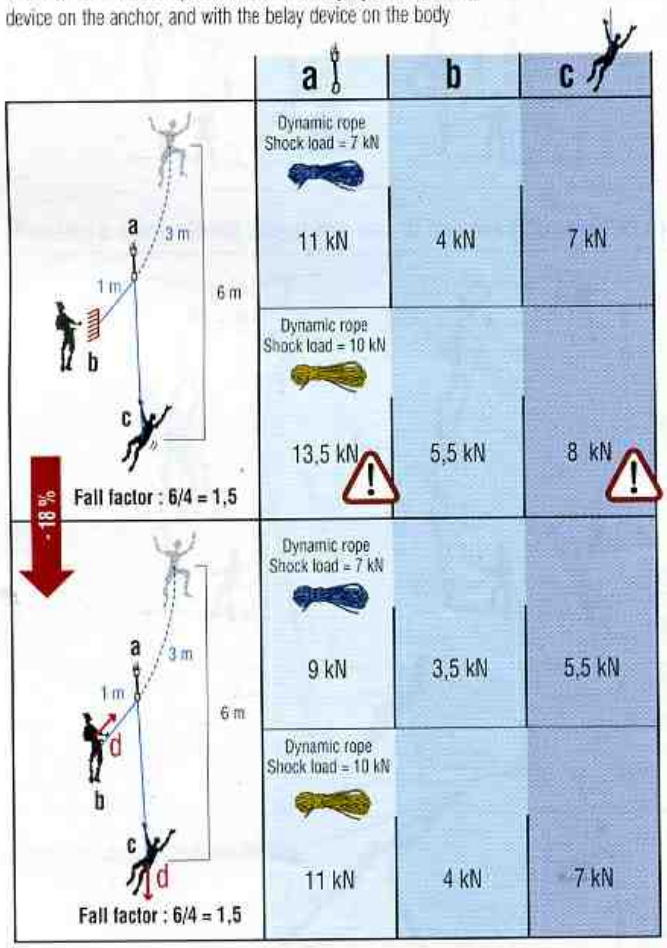

Belaying from the body gives very high dissipation of energy (due to movement of the body of the belayer) and thus a reduction of the impact force.

Captions
a – Redirect point
Ground fall
b – Belayer
c – Climber
d – Movement of belayer, climber

B Differences in weight between the belayer and the climber:

Movement of the belayer can involve a real risk of a ground fall for the climber. Remember to attach the belayer to reduce this risk (length of the attaching sling = 60 cm minimum). The sling should not be too short if you want to use the movement of the belayer to reduce the impact force. Movement of 1.20 m is the optimum as long as this does not involve the risk of a ground fall.

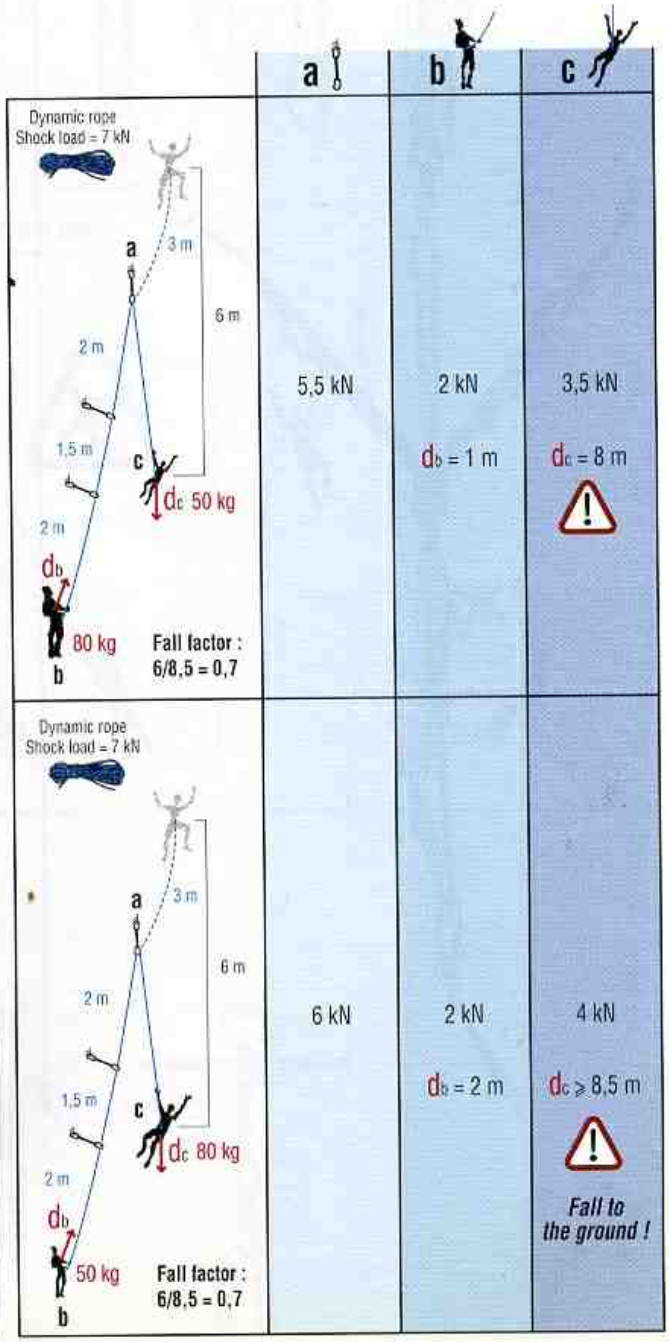

C Routing of the rope and theoretical and real influences on the impact force.

Routing of the rope and theoretical and real influences on the impact force.
A straight-line routing of the rope results in the whole length of the rope being available to absorb the impact. A zigzag routing reduces the length of rope available to reduce the impact, and thus increases the impact force on the runner.

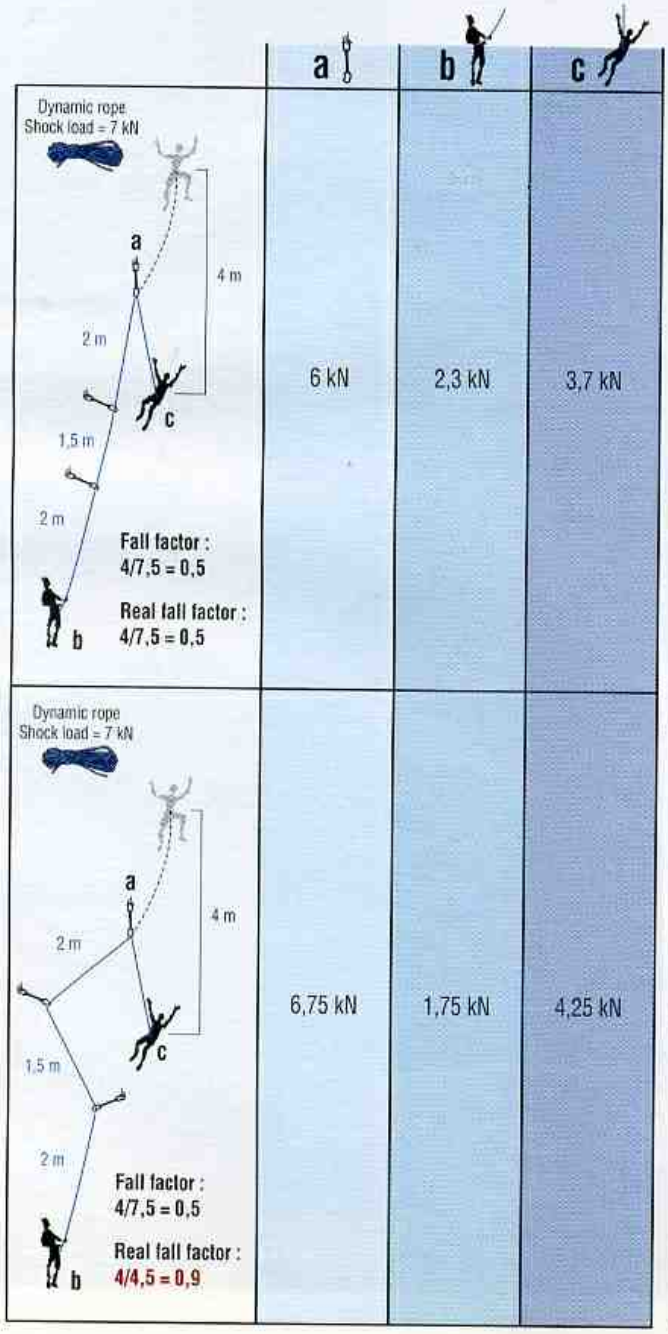

D An energy absorbing quickdraw reduces the impact force

Comparison of fall with and without energy absorber

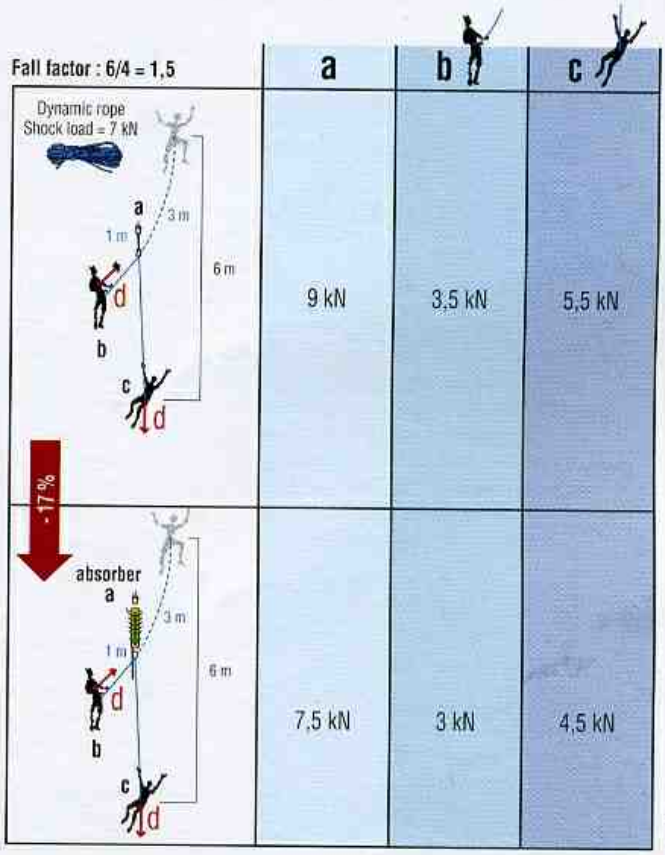

Comparison of fall with and without energy absorber
Comparative curves : without absorber / with 1 absorber / with 2 absorbers

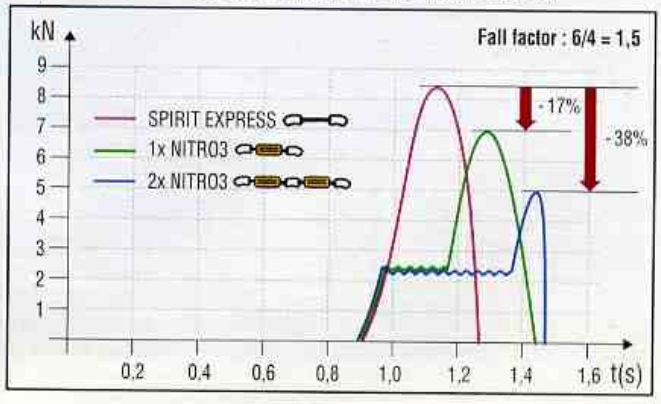

Information is non-exhaustive. Refer to the other pages as well as to the user instructions and technical manuals. Technical training is essential.

HOGGAR, ALGERIA

TISSALATINE

WEIGHTS AND MEASURES

One day, wake up and wish to be somewhere else. Discover a new world, an ancient world. Deep in the Sahara, the Hoggar, stronghold of the Touareg (the mysterious 'blue men' of the desert), holds many a dream of travel and climbing.

Granite domes or basalt needles sown here and there amongst the dunes, in the bend of a wadi, solitary climbs lost out in the desert - the stuff of adventure and pure friction climbing.

Don't wait. Start climbing and go beyond your imagination. Play with the rock. Try bouldering at the start of LE POIDS ET LA MESURE, on a 12 metre block, poised in equilibrium as if by a miracle. Improvise the descent. Share tea back in the bivvy. Algeria or another country. It's up to you. It's up to you.



KEY INFORMATION

Departure: Tamanrasset. 34 kms of piste (have some de-sanding plates ready), lead to the north of Tissalatine, to a group of granite domes where five routes have been opened up of various lengths from 4 to 6c+.
Difficulty: 6b.
Height: 160 metres, 4 routes.
Time of year: preferably winter (northern hemisphere...).
Time: a few hours.
Equipment: 10 mm bolts. Take a 50 m half-rope.
First climbed by: Thomas Dulac and Peggy Touvet 27 and 28 January 2003.
Map: map of Tamanrasset, 1/200,000.

GET THE FULL STORY FROM:

Climbing on the north face of a granite dome GPS reference (WGS 84 mode / North reference true) at the foot of the climb are as follows: 22°58,492' N and 5°22, 502'E. For more on the rest of the Hoggar mountains read "Escalade et randonnées au Hoggar et dans les Tassilis" (Climbing and walking the Hoggar in the Tassilis), by Bernard Pierre and Claude Aulard, published by Arthaud.

© Thomas Dulac







PIÈCES DÉTACHÉES / *SPARE PARTS*

CASQUES • *HELMETS*

A01153
Mousse fine pour ECRIN ROC/ST
Thin foam for ECRIN ROC/ST

A01154
Mousse épaisse pour ECRIN ROC/ST
Thick foam for ECRIN ROC/ST

A42153
Mousse taille 1 pour ELIOS
Foam size 1 for ELIOS

A42154
Mousse taille 2 pour ELIOS
Foam size 2 for ELIOS

A01301
Boucle jugulaire mâle
Chin strap buckle male part

A01500
Crochet frontale casque ECRIN ROC/ST
Lamp accessory clip for helmet ECRIN ROC/ST

A40650
6 mousses de rechange METEOR
6 spaire foams METEOR

A44150
Vitre pour visière VIZION
Glass for VIZION visor

BLOQUEURS SUR CORDE *ROPE ASCENDERS*

B02400
Sangles PANTIN • *Webbing PANTIN*

DESCENDEURS • *DESCENDERS*

D03100
Poulie inférieure du SIMPLE
Lower pulley for SIMPLE

D03101
Poulie supérieure du SIMPLE
Upper pulley for SIMPLE

D03105
Vis + écrou du SIMPLE
Nut + bolt for SIMPLE

D09100
Poulie inférieure + poignée du STOP
Lower pulley + handle for STOP

D09150
Poulie supérieure du STOP
Upper pulley for STOP

D11250
Barrette mobile avec crochet du RACK
Bar clip side for RACK

D11300
Barrette fixe coudée anodisée du RACK
Bar non opening for RACK

D11200
Barrette sans crochet du RACK
Bar swing open for RACK

DIVERS • *DIVERSE*

C29110
Elastique rechange PANDION, TETRAX.
Spare elastic PANDION, TETRAX.

C86100
PROTECTION de harnais cuissard CANYON et NIAGARA
CANYON & NIAGARA sit harness cover PROTECTION

C83050
2 sangles réglables dos NIAGARA et CANYON
2 Adjustable webbings, back NIAGARA & CANYON

FR0083
Maillon delta acier n°5
Steel delta maillon n° 5

FR0089
Maillon delta acier n°8
Steel delta maillon n° 8

M90000
Protection de dégaine STRING
Sling cover STRING

M90000L
Protection de dégaine STRING L
Sling cover STRING L

AMARRAGES • *ANCHORS*

P04100
Vis Ø 8 mm + Joint tête hexagonale amarrages spéléo
Screw Ø 8 mm + O-ring hexagonal head caving anchors

P12100
Cône pour CHEVILLE Ø 8 mm
Cone for drill-bolt CHEVILLE Ø 8 mm

P08100
Embout fileté + goupille du TAMPONNOIR Ø 8 mm
Tip + pin for Ø 8 mm TAMPONNOIR driver

P32100 Ø 10 mm
P33100 *Ø 12 mm*
Goujon + écrou inox
Stainless expansion bolt + nut

LAMPES • *LAMPS*

E26610
Bague optique MYO.
Lens assembly MYO.

E44870
Vitre pour TIKKA / TIKKA PLUS, ZIPKA / ZIPKA PLUS (transparente)
Glass for TIKKA / TIKKA PLUS, ZIPKA / ZIPKA PLUS (transparent)

E03700
Bague optique MICRO
Lens assembly MICRO

E04250
Bague optique ZOOM (avant 1989)
Lens assembly ZOOM (pre 1989)

E04900
Bague optique ZOOM, MEGA, ARCTIC, CHRONO,ZOOM ZORA, ZOOM ZORA BELT
Lens assembly ZOOM, MEGA, ARCTIC, CHRONO, ZOOM ZORA, ZOOM ZORA BELT

E35620
Bague optique SAXO
Lens assembly SAXO

E40620
Bague optique SAXO AQUA
Lens assembly SAXO AQUA

E60150
Réflecteur DUO, DUO BELT
Reflector DUO, DUO BELT

E60100
Vitre DUO, DUO BELT
Glass DUO, DUO BELT

E60200
Bague chenille DUO, DUO BELT
Flexible bezel DUO, DUO BELT

E60650
Tiroir jaune piles DUO, ZOOM ZORA
Battery yellow box DUO, ZOOM ZORA

E60655
Fermoirs tiroirs piles DUO, ZOOM ZORA
Battery box latches DUO, ZOOM ZORA

E04999
Elastique lampes frontales 25 mm
Headlamps Elastic straps 25 mm

E43999
Elastique lampes frontales 25 mm pour TIKKA - SAXO
Headlamps Elastic straps 25 mm for TIKKA - SAXO

A05050
Patte d'accrochage de lampe sur casque
Bracket to attach a lamp to a helmet

E42100
Tête d'accrochage de la MICROCLIP sur casque
Bracket to attach a MICROCLIPS to a helmet

E39900
Support ampoule absorbeur de gaz SAXO AQUA
SAXO AQUA Gaz absorber bulb holder

E40250
Kit entretien (8 doses graisse silicone, 2 joints toriques) SAXO AQUA
Maintenance kit (8 doses of silicone grease, 2 gasket ring) SAXO AQUA

E60750
Kit entretien (8 doses) DUO, DUO BELT
Maintenance kit (8 doses) DUO, DUO BELT

ECLAIRAGE ACETYLENE
CARBIDE LAMPS

ARIANE

E50250
Goulotte à eau du réservoir carbure de l'ARIANE
Water distributor of carbide reservoir for ARIANE

E50550
Joint du réservoir carbure de l'ARIANE
Gasket ring of carbide reservoir for ARIANE

E50650
Bouchon du réservoir carbure de l'ARIANE
Tap of carbide reservoir for ARIANE

E50800
Double tube + collier de l'ARIANE
Double tube + clamp for ARIANE

E50900
Filtre + amortisseur de l'ARIANE
Filter + absorber for ARIANE

E50974
Bouchon + languette du réservoir d'eau de l'ARIANE
Water reservoir tap + tab for ARIANE

E50320
Pointeau + joint + ressort de l'ARIANE
Water regulator screw + o-ring + spring for ARIANE

ACETO

E18170
Support tuyau
Tube locator

E01100
Bec acétylène céramique 14 l
Ceramic acetylene jet 14 l

E01300
Bec acétylène céramique 21 l
Ceramic acetylene jet 21 l

E07250
Bague de serrage (après 93)
Jet bezel (after 93)

E18180
Joint torique pour bec acétylène
O-ring for acetylene jet

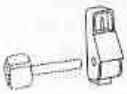

E18100
Allumeur piezo ACETO
ACETO piezo ignition unit

E01108
Tube gaz + bec • *Gas tube + jet*

E18270
Débouche bec ACETO
ACETO jet cleaner

E18300
Support d'ACETO
ACETO fastener

ANCIENS MODELES
SOLD MODELS

E16
Allumeur piézo de la LASER, JUNIOR
Piezo ignition unit for LASER, JUNIOR

E01106
Bague de serrage du bec acétylène de la LASER, JUNIOR (avant 1993)
Acetylene jet bezel for LASER, JUNIOR (pre 1993)

E01500
Débouche bec de la LASER, JUNIOR
Jet cleaner for LASER, JUNIOR

E01118
Collier de fixation du tuyau sur casque de la LASER, JUNIOR
Tube clamp + bolt for LASER, JUNIOR

E30050
Bague optique LASER
Lens assembly LASER

PETZL

PIÈCES DÉTACHÉES / *SPARE PARTS*

CRAMPONS • *CRAMPONS*

27000
Barrette droite pour GRADE 8
Linking bar right for GRADE 8

27001
Barrette gauche pour GRADE 8
Linking bar left for GRADE 8

26700
Barrette courte droite
Short linking bar right

26720
Barrette courte gauche
pour Blackice et Argentero lanières
Short linking bar left
for Blackice and Argentero straps

26450
Barrette droite pour ECRINS
Linking bar right for ECRINS

26460
Barrette gauche pour ECRINS
Linking bar left for ECRINS

26430
Barrette longue pour ECRINS
Long linking bar for ECRINS

26420
Barrette courte pour ECRINS
Short linking bar for ECRINS

26800
Barrette droite • *Linking bar right*

26900
Barrette gauche pour Super 12 et Blackice
Linking bar left for Super 12 and Blackice

26500
Barrette longue droite
Long linking bar right

26601
Barrette longue gauche pour Super 12
Long linking bar left for Super 12



T10800
2 pattes de securité fil avant
2 toebail safety straps

04215
Sangle pour crampons 15 mm
(rouleau de 25m.)
Strap for crampons 15 mm (25 m. roll)

69106
20 rivets pour sangle crampons
20 Rivets for crampons strap

69107
2 vis pour crampons
(pour réglage en longueur)
2 screws for crampons
(for length adjustment)

69105
20 anneaux pour sangle crampons
20 rings for crampons strap

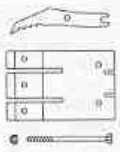

68217
Kit conversion en GRADE 8 BI
(2 plaques alu + 4 lames + vis + écrous)
Conversion kit to GRADE 8 BI
(2 alu plates + 4 teeth + screws)

68218
Kit conversion en GRADE 8 MONO
(2 plaques alu + 2 lames + vis + écrous)
Attention ! Les lames du Grade 8 monopointe et du Grade 8 bipointe ne sont pas les mêmes
Conversion kit to GRADE 8 MONO
(2 alu plates + 2 teeth + screws)
Attention ! The Grade 8 monopoint front points are different from those of the Grade 8 dualpoint

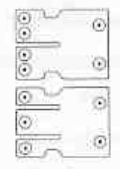

68518
Antibottage ANTISNOW GRADE 8 M
ANTISNOW GRADE 8 M antiballing

68519
Antibottage ANTISNOW GRADE 8 B
ANTISNOW GRADE 8 B antiballing

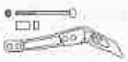

68533
Kit complet pour M10
Complete kit for M10

T23850
Kit visserie pour M10
Screw kit for M10

68214
Kit lanières sans réglage lat.
Strap kit without side adjustment

68215
Kit lanières avec reglage lat.
Strap kit with side adjustment

68216
Kit rapidfix lanières
Rapidfix strap kit

68210
Kit rapidfix lanières ECRINS
Rapidfx strap kit for ECRINS

68211
Kit lanières pour ECRINS
Strap kit for ECRINS

68207
Kit lanières pour *CRAB 4*
Strap kit for CRAB 4

68208
Kit lanières pour CRAB 6
Strap kit for CRAB 6

69109
4 réglage latéraux S12 ART
4 side adjusters for S12 ART

69110
2 anneaux tournevis
2 screwdriver rings

68507
Antibottage ANTISNOW S12
ANTISNOW S12 antiballing

68508
Antibottage ANTISNOW S12ART
ANTISNOW S12ART antiballing

68509
Antibottage ANTISNOW BLACKICE
ANTISNOW BLACKICE antiballing

68517
Antibottage ANTISNOW ARGENTERO
ANTISNOW ARGENTERO antiballing

68505
Antibottage ANTISNOW ECRINS
ANTISNOW ECRINS antiballing

T23900
Antibottage ANTISNOW M10
ANTISNOW M10 antiballing

T10900
Antibottage ANTISNOW avant
VASAK, SARKEN
ANTISNOW VASAK, SARKEN
antiballing front

T21900
Antibottage ANTISNOW arrière
VASAK, SARKEN
ANTISNOW VASAK, SARKEN
antiballing rear

T20850
2 barrettes reversibles L
2 reversible linking bars L

T20950
2 barrettes reversibles M
2 reversible linking bars M

T20900
Kit 2 boulons pour DART
2 bolts for DART

T20800
2 avants pour DART
2 Fronts for DART

T21800
2 avants pour DARTWIN
2 front bars for DARTWIN

T23850
Kit visserie pour M10
Screw Kit for M10

T23800
2 lames pour M10
2 blades for M10

T05850
Kit lanière SPIRLOCK, LEVERLOCK, FLEXLOCK
SPIRLOCK, LEVERLOCK, FLEXLOCK
strap kit

T10850
Kit lanières SIDELOCK
SIDELOCK strap kit

PIOLETS • *ICE AXES*

U80600
Kit axe CLIPPER
Kit axle for CLIPPER

69108
3 boulons pour QUARK
3 bolts for QUARK

68302
Boulons pour PULSAR QUASAR
(4 mâles + 4 femelles)
Bolts for PULSAR QUASAR
(4 males + 4 females)

68600
Masselottes
Antivibration flange

68360
Panne PULSAR
Adze for PULSAR

68362
Panne AXAR / QUASAR
Adze for AXAR / QUASAR

68357
Lame 4x4 pour AXAR / PULSAR / QUASAR / QUASAR COMPACT
Pick 4x4 for AXAR / PULSAR / QUASAR / QUASAR COMPACT

U90000
Lame *UPGRADE* pour AXAR / PULSAR / QUASAR / QUASAR COMPACT
Pick UPGRADE for AXAR / PULSAR / QUASAR / QUASAR COMPAC

68365
Surface de frappe AXAR / PULSAR / QUASAR / QUASAR COMPACT
Hammer for AXAR / PULSAR / QUASAR / QUASAR COMPACT

© PETZL 2004

CONCEPTION _ Petzl - Jocelyn Chavy
www.jocelynchavy.com

GRAPHIC DESIGN _ Pierre Bena design
© 2004 / Annecy - France / +33 (0)6 63 29 33 25
Pierre Bena & Alexandre Bena

Printed by FOT - France

WARNING

Climbing, caving, via ferrata, canyoning and other sports which take place in the vertical environment are dangerous activities by their nature. Take the time to fully read and understand this catalogue as well as the instructions which accompany the equipment which you buy.
The information contained in this catalogue cannot under any circumstances be a replacement for a proper period of training. Remember that your own safety is your own responsibility.
It is incumbent upon you to find out how to use the products and to take adequate precautions when you use them.
We reserve the right to modify the specifications of articles presented in this catalogue at any time.
Petzl's civil liability does not extend to products which have been modified or repaired outside our factories.

AFTER-SALES SERVICE:

Spare parts may be ordered directly from the factory:
Petzl, Cidex 105 A
ZI 38920 CROLLES, FRANCE,
or from your distributor. To avoid any confusion, send us the used part or a drawing of the part you need.

GUARANTEE

3-year guarantee covering parts and labour only for manufacturing defects. Normal wear and tear and inappropriate use are excluded from the guarantee. To take advantage of the guarantee, the defective part must be returned to us.

DEVELOPMENT

You can take part in the improvement of climbing and caving equipment manufactured by Petzl.
We would be pleased to receive your ideas and suggestions by e-mail: info@petzl.fr



PETZL

MALAYSIA

ALLSPORTS EQUIPMENT Sdn Bhd
40 Jalan Kilang Midah
Taman Midah
Cheras
56100 KUALA LUMPUR
Tel: +603-91 73 30 00
Fax: +603-91 73 60 00
allsportsmy@lycos.com
www.allsports.com.sg

MEXICO

ALTA VERTICAL,
SA de CV Naucalpan,
Edo. de México
MEXICO
Tel: +52-55-5562 1602
Fax: +52 -55-5562 1602
contacto@altavertical.com.mx
www.altavertical.com

NEW ZEALAND

SPELEAN NZ Ltd
PO Box 219
OAMARU
Tel: +64-(0)3-4349 535
Fax: +64-(0)3-4349 887
petzl@spelean.co.nz
www.spelean.com.au

NORWAY

TRYGVE ALM A/S
Skedsmogaten 25
PO Box 2806 TOYEN
0608 OSLO
Tel: +47-22-68 81 35
Fax: +47-22-67 39 00
post@trygvealm.no
www.trygvealm.no

POLAND

AMC
Niwy 21
30-705 KRAKOW
Tel: +48-12-656 70 88
Fax: +48-12-656 70 89 w 19
info@amc.krakow.pl
www.petzl.pl

PORTUGAL

SUBMATE LDA
R. Cor. Bento Roma II 920 Ij esq
1700-122 LISBOA
Tel: +351-21 847 12 69
Fax: +351-21 840 37 29
info@submate.pt

ROMANIA

GD ESCAPADE SRL
Calea Mosilor 27, Sector 3
70068 BUCHAREST
Tel: +40-21-315 51 52
Fax: +40-21-314 40 71
himalaya@fx.ro
www.himalaya.ro

RUSSIA

ALPINE-TRADE
49/10 Verhnaya Pervomayskaya Str.
105264 MOSCOW
Tel: +7-095-788 12 44
Fax: +7-095-788 12 48
info@alpine-trade.ru
www.alpine-trade.ru

SINGAPORE

ALLSPORTS EQUIPMENT
111 North Bridge Road # 04-64
179098 PENINSULA PLAZA
Tel: +65-6337 77 28
Fax: +65-6298 93 03
0464@cyberway.com.sg
www.allsports.com.sg

SLOVAKIA

MEANDER, s.r.o.
044 02 Turna nad Bodvou 328
Tel: +421-55-489 91 01
Fax: +421-55-466 22 30
meander@meander.sk
www.meander.sk

SLOVENIA

TREKING-SPORT d.o.o
Tbilisijska 59
1000 LJUBLJANA
Tel: +386-01-256 25 01
Fax: +386-01-256 25 02
trek@siol.net

SOUTH AFRICA

EIGER EQUIPMENT (PTY) Ltd
PO Box 37197
CHEMPET 7442
Tel: +27-21-555 03 63
Fax: +27-21-551 35 44
petzl@eigerequipment.co.za
www.eigerequipment.co.za

SPAIN

VERTICAL SPORTS, S.L.
Pere IV, 29-35, 3er 1a
08018 BARCELONA
Tel: +34-93-309 10 91
Fax: +34-93-485 09 49
info@vertical.es
www.vertical.es

SWEDEN

C2 VERTICAL SAFETY AB
Salagatan 23
75330 UPPSALA
Tel: +46-18-67 79 90
Fax: +46-18-14 01 90
info@c2safety.com
www.c2safety.com

SWITZERLAND

ROGER GUENAT SA
Z.I. Au Grivaz
1607 PALEZIEUX
Tel: +41-(0)21-947 46 66
Fax: +41-(0)21-947 52 16
info@roger-guenat.ch
www.roger-guenat.ch

THAILAND

ROCKCAMP INTERNATIONAL Co Ltd
263 Sirinthon Road
Bangplad
BANGKOK 10700
Tel: +662-434 61 00
Fax: +662-435 57 97
rockcamp@thaiclimbing.com
www.thaiclimbing.com

UKRAINE

VYSOTA
4 Nizhneurkovskaya street
Kiev - 80 b.o. 4
KIEV
Tel: +380-44-417 33 86
Fax: +380-44-417 04 40
info@vysota.com.ua

UNITED KINGDOM & IRELAND

LYON EQUIPMENT Ltd
DENT
SEDBERGH
Cumbria LA10 5QL
Tel: +44-(0)15396 25493
Fax: +44-(0)15396 25454
info@lyon.co.uk
www.lyon.co.uk

USA

PETZL AMERICA
Freeport Center M-7
PO Box 160447
CLEARFIELD, UT 84016
Tel: +1-801-926 1500
Fax: +1-801-926 1501
info@petzl.com
www.petzl.com

VENEZUELA

EXPEDICIONES GUAYQUINIMA CA
Av. Francisco Solano c/ 3ra. transversal
Centro Solano, piso 4
Las Delicias de Sabana Grande
CARACAS 1050
Tel: +58-(0)212-762 39 23
Fax: +58-(0)212-761 09 16
guayquinima@cantv.net
www.guayquinima.com.ve

OTHER COUNTRIES

PETZL INTERNATIONAL
Zone Industrielle
38920 CROLLES
FRANCE
Tel: +33-(0)4 76 92 09 20
Fax: +33-(0)4 76 08 82 04
international@petzl.fr
www.petzl.com

PETZL

© John Evans 2003
www.petzl.com
Z12

2004
PETZL
G1